

Luminaria

Código COS2-120W2S2-30K7-ffff-gghhh-i_jj-kk
Nombre Coanda Series Start S2 - 120W 30K70 T2S2

Ensayo

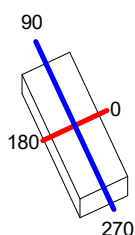
Código Coanda Series Start S2 120W COS2-120W2S2-30K7-ffff-gghhh-i_jj-kk 30K70 T2S2
Nombre Coanda Series Start S2 - 120W 30K70 T2S2

Flujo Luminaria	16200.00 lm	Potencia luminaria	120.00 W	Eficiencia	135.00 lm/W	Rendimiento	100.00%
Flujo de Lámpara	16200.00 lm	Valor Máximo	614.79 cd/klm	Posición	C=155.00 G=62.00	CG	Asimétrico
Luminaria Rectangular	Longit.	730 mm	Anchura	280 mm	Altura	125 mm	
Área Luminosa Rectangular	Longit.	730 mm	Anchura	280 mm	Altura	125 mm	
Área Luminosa Horizontal	0.204400 m2		Área Emisión sobre Pl. 180°	0.091250 m2			
Área Emisión sobre Pl. 0°	0.091250 m2		Área Emisión sobre Pl. 270°	0.035000 m2			
Área Emisión sobre Pl. 90°	0.035000 m2		Área de deslumbramiento a 76°	0.137988 m2			
Sist. de Coorden.	CG		Tipo de Simetría	Asimétrico			
Fecha	07-02-2022		Máximo Ángulo Gamma	180			
Distancia de Ensayo	0.00		Flujo de Ensayo	17400.00 lm			
Operador			Tensión de alimentación				
Temperatura	25.00 °C		Corriente de alimentación				
Humedad	60.00 %		Fotocélula				
Notas							

Lámparas de la Luminaria

Familia	Código	Nombre	Flujo [lm]	Pot. [W]	Cant.
	COS2-120W2S2-30K7-ffff-gghhh-i_jj-kk	Coanda Series Start S2 - 120 W	16200.00	120.00	1
C.I.E.	33 72 96 100 100	D DIN 5040	A20		
F UTE	1.00 I	B NBN	BZ 6 / 1.5 / BZ 5		

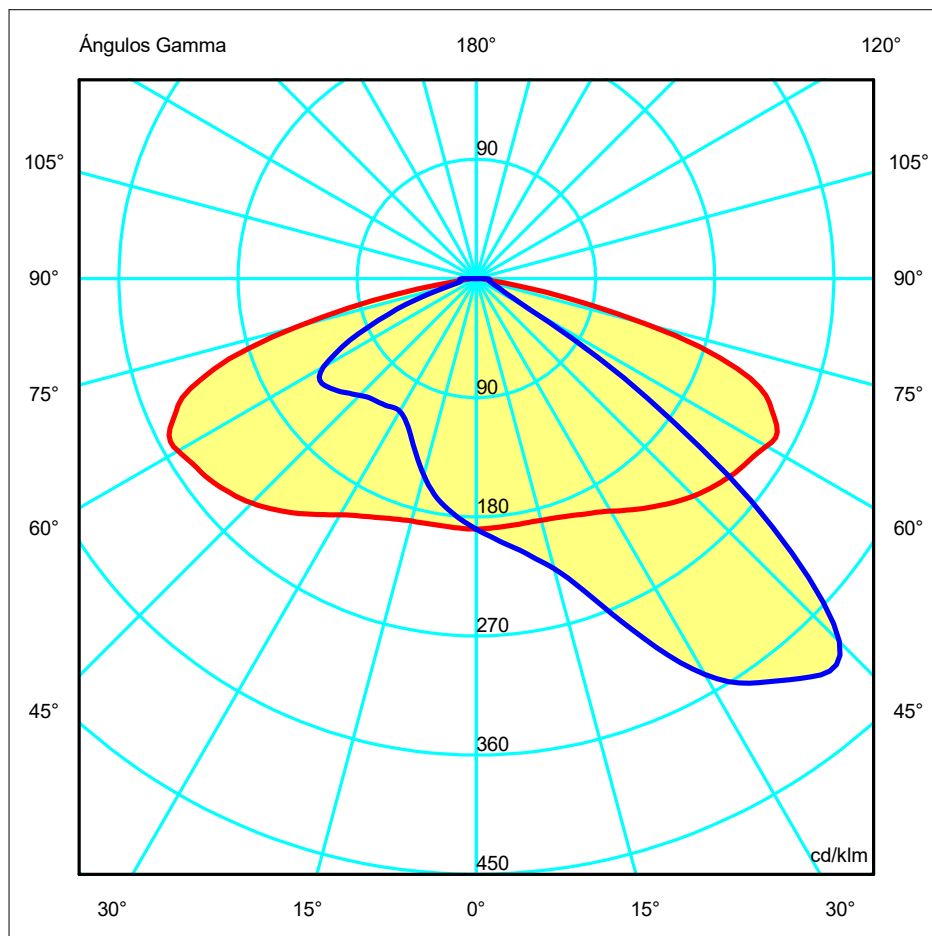
730mm x 280mm



Semiplanos C

180.0 — 0.0
270.0 — 90.0

ULOR 0.08 %
DLOR 99.92 %
RN 0.08 %



Luminaria

Código COS2-120W2S2-30K7-ffff-gghhh-i_jj-kk

Nombre Coanda Series Start S2 - 120W 30K70 T2S2

Ensayo

Código Coanda Series Start S2 120W COS2-120W2S2-30K7-ffff-gghhh-i_jj-kk 30K70 T2S2

Nombre Coanda Series Start S2 - 120W 30K70 T2S2

Flujo Luminaria	16200.00 lm		Potencia luminaria		120.00 W		Eficiencia		135.00 lm/W		Rendimiento		100.00%																																																																																																																																																																																																																																																																																																																																																																																																																																																																																																																																																																																																																																																																																																																																																																																																																																																																																																																																																																																																																																																																																																																																																																																																																																																																																																																										
Flujo de Lámpara	16200.00 lm		Valor Máximo		614.79 cd/klm		Posición		C=155.00 G=62.00		CG		Asimétrico																																																																																																																																																																																																																																																																																																																																																																																																																																																																																																																																																																																																																																																																																																																																																																																																																																																																																																																																																																																																																																																																																																																																																																																																																																																																																																																										
Tabla de Intensidad Luminosa cd/klm														Tabla 1/12																																																																																																																																																																																																																																																																																																																																																																																																																																																																																																																																																																																																																																																																																																																																																																																																																																																																																																																																																																																																																																																																																																																																																																																																																																																																																																																									
	C 0.00	C 5.00	C 10.00	C 15.00	C 20.00	C 25.00	C 30.00	C 35.00	C 40.00	C 45.00	C 50.00	C 55.00	C 60.00																																																																																																																																																																																																																																																																																																																																																																																																																																																																																																																																																																																																																																																																																																																																																																																																																																																																																																																																																																																																																																																																																																																																																																																																																																																																																																																										

Luminaria

Código COS2-120W2S2-30K7-ffff-gghhh-i_jj-kk

Nombre Coanda Series Start S2 - 120W 30K70 T2S2

Ensayo

Código Coanda Series Start S2 120W COS2-120W2S2-30K7-ffff-gghhh-i_jj-kk 30K70 T2S2

Nombre Coanda Series Start S2 - 120W 30K70 T2S2

Flujo Luminaria	16200.00 lm		Potencia luminaria		120.00 W		Eficiencia		135.00 lm/W		Rendimiento		100.00%		
Flujo de Lámpara	16200.00 lm		Valor Máximo		614.79 cd/klm		Posición		C=155.00 G=62.00		CG		Asimétrico		
Tabla de Intensidad Luminosa cd/klm														Tabla 2/12	
	C 65.00	C 70.00	C 75.00	C 80.00	C 85.00	C 90.00	C 95.00	C 100.00	C 105.00	C 110.00	C 115.00	C 120.00	C 125.00		
G 0.0	189.42	189.34	189.38	189.40	189.30	189.35	189.36	189.30	189.18	189.12	189.10	189.06	189.09		
G 2.0	192.68	192.75	192.94	192.98	193.02	193.05	193.05	192.89	192.81	192.58	192.44	192.16	192.05		
G 4.0	195.95	196.28	196.50	196.78	196.78	196.84	196.79	196.65	196.40	196.15	195.69	195.28	194.88		
G 6.0	199.97	200.37	200.73	201.00	201.10	201.11	201.08	200.84	200.58	200.05	199.53	198.96	198.23		
G 8.0	203.69	204.21	204.82	205.16	205.37	205.42	205.35	204.98	204.52	203.88	203.17	202.44	201.67		
G 10.0	207.61	208.47	209.26	209.84	210.20	210.26	210.08	209.75	209.15	208.34	207.48	206.40	205.25		
G 12.0	212.44	213.87	214.59	215.87	215.70	216.47	215.72	215.86	214.61	213.85	212.43	210.73	209.50		
G 14.0	217.96	219.91	220.64	222.15	222.24	223.01	222.29	222.36	220.87	220.21	218.16	217.10	214.61		
G 16.0	224.72	227.22	228.33	230.23	230.44	231.44	230.57	230.58	228.73	227.85	225.37	223.73	220.62		
G 18.0	233.31	236.81	238.63	241.19	241.51	242.67	241.67	241.52	239.13	237.58	234.31	231.77	227.97		
G 20.0	244.86	249.49	251.82	254.95	255.27	256.74	255.57	255.35	252.47	250.41	245.96	242.39	236.90		
G 22.0	258.68	264.22	266.96	270.83	271.29	272.97	271.51	271.29	267.78	265.26	259.84	255.07	248.46		
G 24.0	274.23	280.66	283.87	288.20	288.86	290.83	289.13	288.65	284.69	281.63	275.25	269.94	262.08		
G 26.0	291.05	298.28	302.00	306.71	307.54	309.80	307.94	307.31	302.88	299.30	292.35	286.20	277.24		
G 28.0	309.29	316.99	321.04	325.53	326.56	328.56	326.93	326.22	321.89	318.08	310.78	303.95	293.97		
G 30.0	327.89	334.90	338.65	342.72	343.62	345.44	343.92	343.45	339.70	336.32	329.36	322.61	312.03		
G 32.0	345.15	351.19	353.71	356.89	357.39	358.89	357.79	357.60	354.97	352.62	346.69	340.94	330.72		
G 34.0	360.07	363.88	365.32	367.47	367.74	368.67	368.07	368.11	366.53	365.36	361.71	357.80	349.06		
G 36.0	371.72	373.26	373.83	375.36	375.57	376.34	375.73	375.96	374.99	374.69	373.20	372.15	366.26		
G 38.0	380.71	380.99	381.24	382.83	383.29	384.32	383.51	383.46	382.24	382.24	382.16	383.15	381.12		
G 40.0	388.44	388.86	389.36	391.36	392.01	392.80	392.04	391.84	390.08	389.89	389.88	391.86	393.24		
G 42.0	396.84	397.38	397.40	398.23	398.38	398.78	398.63	398.94	398.17	398.35	398.05	399.81	402.60		
G 44.0	405.35	403.69	400.73	397.52	396.19	395.31	396.70	398.48	401.85	404.76	406.42	408.71	411.45		
G 46.0	409.21	400.08	391.14	381.37	378.03	375.15	379.00	383.46	393.28	402.08	410.94	417.11	420.87		
G 48.0	400.14	378.96	363.07	347.29	342.36	337.60	343.96	349.98	366.36	382.28	403.46	419.14	429.64		
G 50.0	370.01	338.13	318.80	301.88	296.66	291.91	298.50	304.62	322.55	342.68	375.25	404.61	430.77		
G 52.0	320.36	286.50	268.18	250.91	244.04	240.63	245.79	253.93	272.00	291.46	326.85	366.44	413.33		
G 54.0	263.61	230.04	208.06	191.00	187.56	183.26	188.60	193.73	212.27	235.95	270.00	310.40	371.59		
G 56.0	196.42	163.64	149.40	138.66	137.56	134.50	138.59	140.50	152.77	169.30	203.91	249.88	313.68		
G 58.0	125.17	106.62	96.05	89.13	87.16	85.69	87.42	90.40	98.45	106.01	131.78	174.76	240.24		
G 60.0	66.10	55.68	53.15	48.86	48.96	47.16	48.97	49.15	54.17	57.45	69.31	99.51	157.70		
G 62.0	33.61	31.78	31.99	30.84	31.28	31.01	31.35	30.82	32.09	32.20	34.34	37.94	67.07		
G 64.0	24.64	24.31	24.25	23.79	24.14	24.03	24.12	23.61	24.00	24.04	24.47	23.92	27.29		
G 66.0	20.82	20.29	20.08	19.99	20.21	20.18	20.02	19.76	19.82	20.01	20.40	20.22	20.22		
G 68.0	17.88	17.25	17.29	17.11	17.32	17.35	17.28	17.11	17.29	17.23	17.83	17.79	17.95		
G 70.0	15.61	14.90	14.90	14.94	15.08	15.16	15.00	14.86	14.97	14.97	15.72	15.79	15.88		
G 72.0	13.96	13.38	13.46	13.46	13.60	13.64	13.53	13.42	13.49	13.45	13.92	14.28	14.21		
G 74.0	12.14	11.99	12.02	11.94	11.99	12.09	11.94	11.90	12.04	12.02	12.20	12.53	12.71		
G 76.0	10.59	10.76	10.87	10.74	10.88	10.99	10.86	10.72	10.89	10.83	10.78	10.90	10.94		
G 78.0	9.59	9.85	9.92	9.99	10.15	10.30	10.08	9.92	9.91	9.91	9.72	9.63	9.75		
G 80.0	8.94	9.59	9.90	10.03	10.13	9.91	10.07	9.93	9.73	9.39	8.89	8.71	8.84		
G 82.0	9.61	10.12	10.12	10.38	10.87	10.59	10.83	10.25	9.95	9.96	9.35	8.64	8.26		
G 84.0	8.53	9.06	9.10	9.41	10.19	9.69	10.13	9.37	9.13	9.17	8.69	8.53	7.89		
G 86.0	8.25	8.98	9.03	9.55	10.49	9.92	10.37	9.56	9.10	8.99	8.42	7.65	7.31		
G 88.0	7.75	8.46	8.60	9.22	10.15	9.49	10.08	9.44	8.88	8.67	7.98	7.12	6.42		
G 90.0	6.61	7.07	7.17	7.26	7.71	7.32	7.64	7.28	7.18	7.12	6.70	6.17	5.60		
G 92.0	0.00	0.00	0.00	0.00	0.00	0.00	0.00	0.00	0.00	0.00	0.00	0.00	0.00		
G 94.0	0.00	0.00	0.00	0.00	0.00	0.00	0.00	0.00	0.00	0.00	0.00	0.00	0.00		
G 96.0	0.00	0.00	0.00	0.00	0.00	0.00	0.00	0.00	0.00	0.00	0.00	0.00	0.00		
G 98.0	0.00	0.00	0.00	0.00	0.00	0.00	0.00	0.00	0.00	0.00	0.00	0.00	0.00		
G100.0	0.00	0.00	0.00	0.00	0.00	0.00	0.00	0.00	0.00	0.00	0.00	0.00	0.00		
G102.0	0.00	0.00	0.00	0.00	0.00	0.00	0.00	0.00	0.00	0.00	0.00	0.00	0.00		
G104.0	0.00	0.00	0.00	0.00	0.00	0.00	0.00	0.00	0.00	0.00	0.00	0.00	0.00		
G106.0	0.00	0.00	0.00	0.00	0.00	0.00	0.00	0.00	0.00	0.00	0.00	0.00	0.00		
G108.0	0.00	0.00	0.00	0.00	0.00	0.00	0.00	0.00	0.00	0.00	0.00	0.00	0.00		
G110.0	0.00	0.00	0.00	0.00	0.00	0.00	0.00	0.00	0.00	0.00	0.00	0.00	0.00		
G112.0	0.00	0.00	0.00	0.00	0.00	0.00	0.00	0.00	0.00	0.00	0.00	0.00	0.00		
G114.0	0.00	0.00	0.00	0.00	0.00	0.00	0.00	0.00	0.00	0.00	0.00	0.00	0.00		
G116.0	0.00	0.00	0.00	0.00	0.00	0.00	0.00	0.00	0.00	0.00	0.00	0.00	0.00		
G118.0	0.00	0.00	0.00	0.00	0.00	0.00	0.00	0.00	0.00	0.00	0.00	0.00	0.00		
G120.0	0.00	0.00	0.00	0.00	0.00	0.00	0.00	0.00	0.00	0.00	0.00	0.00	0.00		
G122.0	0.00	0.00	0.00	0.00	0.00	0.00	0.00	0.00	0.00	0.00	0.00	0.00	0.00		
G124.0	0.00	0.00	0.00	0.00	0.00	0.00	0.00	0.00	0.00	0.00	0.00	0.00	0.00		
G126.0	0.00	0.00	0.00	0.00	0.00	0.00	0.00	0.00	0.00	0.00	0.00	0.00	0.00		
G128.0	0.00	0.00	0.00	0.00	0.00	0.00	0.00	0.00	0.00	0.00	0.00	0.00	0.00		
G130.0	0.00	0.00	0.00	0.00	0.00	0.00	0.00	0.00	0.00	0.00	0.00	0.00	0.00		
G132.0	0.00	0.00	0.00	0.00	0.00	0.00	0.00	0.00	0.00	0.00	0.00	0.00	0.00		
G134.0	0.00	0.00	0.00	0.00	0.00	0.00	0.00	0.00	0.00	0.00	0.00	0.00	0.00		
G136.0	0.00	0.00	0.00	0.00	0.00	0.00	0.00	0.00	0.00	0.00	0.00	0.00	0.00		
G138.0	0.00	0.00	0.00	0.00	0.00	0.00	0.00	0.00	0.00	0.00	0.00	0.00	0.00		
G140.0	0.00	0.00	0.00	0.00	0.00	0.00	0.00	0.00	0.00	0.00	0.00	0.00	0.00		
G142.0	0.00	0.00	0.00	0.00	0.00	0.00	0.00	0.00	0.00	0.00	0.00	0.00	0.00		
G144.0	0.00	0.00	0.00	0.00	0.00	0.00	0.00	0.00	0.00	0.00	0.00	0.00	0.00		

Luminaria

Código COS2-120W2S2-30K7-ffff-gghhh-i_jj-kk

Nombre Coanda Series Start S2 - 120W 30K70 T2S2

Ensayo

Código Coanda Series Start S2 120W COS2-120W2S2-30K7-ffff-gghhh-i_jj-kk 30K70 T2S2

Nombre Coanda Series Start S2 - 120W 30K70 T2S2

Flujo Luminaria	16200.00 lm		Potencia luminaria		120.00 W		Eficiencia		135.00 lm/W		Rendimiento		100.00%	
Flujo de Lámpara	16200.00 lm		Valor Máximo		614.79 cd/klm		Posición		C=155.00 G=62.00		CG Asimétrico			
Tabla de Intensidad Luminosa cd/klm														Tabla 3/12
	C 130.00	C 135.00	C 140.00	C 145.00	C 150.00	C 155.00	C 160.00	C 165.00	C 170.00	C 175.00	C 180.00	C 185.00	C 190.00	
G 0.0	189.08	189.14	189.08	189.15	189.07	189.13	189.04	189.02	188.86	188.98	189.24	189.25	189.42	
G 2.0	191.77	191.62	191.28	191.18	190.76	190.60	190.13	189.97	189.41	189.20	189.20	188.90	188.74	
G 4.0	194.38	193.91	193.33	192.97	192.25	191.82	191.02	190.51	189.63	189.12	188.89	188.24	187.81	
G 6.0	197.45	196.61	195.69	194.86	193.80	192.98	191.87	191.02	189.90	189.16	188.55	187.71	187.04	
G 8.0	200.61	199.55	198.36	197.15	195.70	194.40	192.92	191.74	190.30	189.20	188.44	187.32	186.35	
G 10.0	203.96	202.54	201.02	199.56	197.77	196.23	194.46	192.90	191.17	189.78	188.63	187.20	185.90	
G 12.0	207.80	206.04	204.12	202.34	200.27	198.31	196.23	194.25	192.06	190.32	188.86	187.08	185.39	
G 14.0	212.89	210.31	207.86	205.54	202.97	200.60	198.12	195.80	193.32	190.98	189.28	187.20	185.16	
G 16.0	218.56	215.25	212.73	209.37	206.40	203.57	200.56	197.78	195.04	192.28	189.98	187.39	184.90	
G 18.0	225.08	221.20	218.16	214.08	210.46	207.20	203.50	200.27	197.07	193.99	191.28	188.12	185.01	
G 20.0	233.06	228.03	224.23	219.48	215.80	211.29	207.15	203.10	199.33	195.87	192.69	189.03	185.36	
G 22.0	242.88	236.24	231.23	225.64	221.32	215.99	211.70	206.71	202.18	198.17	194.76	190.42	185.98	
G 24.0	255.19	246.47	239.42	232.49	227.33	221.42	216.72	210.78	205.64	200.89	197.00	192.00	186.75	
G 26.0	269.43	258.94	250.04	240.69	234.39	227.74	222.13	215.47	209.73	204.16	199.48	193.86	187.70	
G 28.0	284.95	273.00	262.60	251.05	242.67	234.82	228.46	221.14	214.98	207.99	202.43	196.19	189.04	
G 30.0	302.02	288.68	276.96	263.50	252.63	242.86	235.67	227.38	220.29	212.61	206.01	199.16	190.86	
G 32.0	320.44	306.09	293.15	277.80	264.63	252.28	243.67	234.31	226.23	217.64	210.27	202.38	193.09	
G 34.0	339.61	324.84	310.97	294.00	278.81	263.06	252.60	241.76	232.64	223.31	214.94	205.82	195.31	
G 36.0	358.98	345.26	330.61	312.17	294.84	275.87	262.26	249.96	239.52	229.07	219.63	209.25	197.58	
G 38.0	377.61	366.39	352.56	332.43	312.88	290.65	273.30	258.65	246.75	234.87	224.56	212.94	199.66	
G 40.0	394.08	387.41	375.83	355.17	332.99	307.33	285.25	267.50	253.69	240.54	229.07	216.45	201.90	
G 42.0	407.47	407.09	400.36	380.50	355.73	325.34	297.94	276.07	260.34	246.14	233.70	219.96	204.01	
G 44.0	418.12	423.81	424.44	408.30	381.04	345.01	312.13	284.86	266.72	251.28	237.83	223.28	206.35	
G 46.0	428.14	437.96	446.42	436.56	409.72	367.63	327.61	293.70	272.97	255.93	241.79	226.43	208.44	
G 48.0	438.23	450.40	465.60	464.64	440.79	394.03	345.47	303.13	278.63	260.26	245.19	228.93	210.18	
G 50.0	447.32	461.85	481.56	490.88	473.64	423.99	367.27	313.99	284.11	264.21	248.08	231.08	211.78	
G 52.0	447.32	470.80	494.27	512.84	506.64	457.90	393.12	327.20	289.82	267.97	251.02	233.10	212.97	
G 54.0	428.51	471.41	501.40	529.33	537.09	494.83	423.26	344.51	296.07	271.79	253.52	234.66	214.00	
G 56.0	390.19	458.66	499.40	536.27	562.46	532.92	457.30	366.74	303.96	275.40	255.22	235.59	214.80	
G 58.0	334.13	437.22	490.94	529.67	575.07	570.50	497.06	393.88	314.46	280.29	257.52	236.97	215.96	
G 60.0	249.90	394.43	489.59	518.62	568.65	601.23	540.88	428.66	329.64	286.31	260.32	238.26	216.60	
G 62.0	148.03	298.35	464.20	523.05	554.04	614.79	581.29	465.22	348.05	292.14	261.97	236.73	215.77	
G 64.0	77.49	195.95	378.65	518.50	541.21	606.47	606.69	495.30	364.86	293.20	257.48	230.91	210.61	
G 66.0	30.93	108.66	282.27	484.96	529.48	565.21	598.80	503.56	373.40	288.54	248.59	223.42	203.78	
G 68.0	20.41	67.79	213.39	427.85	511.16	512.14	556.94	494.21	368.80	276.23	239.84	213.88	191.66	
G 70.0	16.86	47.51	166.71	359.33	465.80	457.60	490.35	463.93	349.39	257.84	221.02	195.62	172.38	
G 72.0	15.17	32.29	135.73	289.40	401.61	412.43	412.24	410.19	302.88	231.79	196.66	167.58	147.61	
G 74.0	13.49	22.30	108.45	226.03	325.28	357.39	340.91	330.62	235.67	194.13	160.82	135.42	121.38	
G 76.0	11.89	17.07	80.51	165.19	248.46	292.26	272.72	240.09	171.93	142.56	120.48	104.34	91.74	
G 78.0	10.58	14.25	58.16	110.89	176.84	218.93	191.43	145.29	101.15	86.35	80.60	71.72	53.17	
G 80.0	9.37	12.00	40.36	73.08	115.60	145.24	108.98	65.86	42.27	44.01	45.84	35.82	19.31	
G 82.0	8.56	10.33	27.20	48.47	70.60	77.60	38.92	24.92	20.52	18.42	18.66	12.39	11.73	
G 84.0	7.77	8.79	17.32	28.84	35.26	22.93	16.38	16.68	12.35	9.92	9.79	9.88	10.40	
G 86.0	7.08	7.31	10.58	13.52	10.82	9.94	11.58	10.05	7.36	6.87	7.17	8.07	8.75	
G 88.0	6.34	6.24	7.08	7.60	7.07	7.70	9.76	7.46	6.50	6.04	6.24	7.48	8.18	
G 90.0	5.25	5.22	5.65	5.82	5.63	6.38	7.71	5.87	5.17	4.50	4.69	6.42	7.01	
G 92.0	0.00	0.00	0.00	0.00	0.00	0.00	0.00	0.00	0.00	0.00	0.00	0.00	0.00	
G 94.0	0.00	0.00	0.00	0.00	0.00	0.00	0.00	0.00	0.00	0.00	0.00	0.00	0.00	
G 96.0	0.00	0.00	0.00	0.00	0.00	0.00	0.00	0.00	0.00	0.00	0.00	0.00	0.00	
G 98.0	0.00	0.00	0.00	0.00	0.00	0.00	0.00	0.00	0.00	0.00	0.00	0.00	0.00	
G100.0	0.00	0.00	0.00	0.00	0.00	0.00	0.00	0.00	0.00	0.00	0.00	0.00	0.00	
G102.0	0.00	0.00	0.00	0.00	0.00	0.00	0.00	0.00	0.00	0.00	0.00	0.00	0.00	
G104.0	0.00	0.00	0.00	0.00	0.00	0.00	0.00	0.00	0.00	0.00	0.00	0.00	0.00	
G106.0	0.00	0.00	0.00	0.00	0.00	0.00	0.00	0.00	0.00	0.00	0.00	0.00	0.00	
G108.0	0.00	0.00	0.00	0.00	0.00	0.00	0.00	0.00	0.00	0.00	0.00	0.00	0.00	
G110.0	0.00	0.00	0.00	0.00	0.00	0.00	0.00	0.00	0.00	0.00	0.00	0.00	0.00	
G112.0	0.00	0.00	0.00	0.00	0.00	0.00	0.00	0.00	0.00	0.00	0.00	0.00	0.00	
G114.0	0.00	0.00	0.00	0.00	0.00	0.00	0.00	0.00	0.00	0.00	0.00	0.00	0.00	
G116.0	0.00	0.00	0.00	0.00	0.00	0.00	0.00	0.00	0.00	0.00	0.00	0.00	0.00	
G118.0	0.00	0.00	0.00	0.00	0.00	0.00	0.00	0.00	0.00	0.00	0.00	0.00	0.00	
G120.0	0.00	0.00	0.00	0.00	0.00	0.00	0.00	0.00	0.00	0.00	0.00	0.00	0.00	
G122.0	0.00	0.00	0.00	0.00	0.00	0.00	0.00	0.00	0.00	0.00	0.00	0.00	0.00	
G124.0	0.00	0.00	0.00	0.00	0.00	0.00	0.00	0.00	0.00	0.00	0.00	0.00	0.00	
G126.0	0.00	0.00	0.00	0.00	0.00	0.00	0.00	0.00	0.00	0.00	0.00	0.00	0.00	
G128.0	0.00	0.00	0.00	0.00	0.00	0.00	0.00	0.00	0.00	0.00	0.00	0.00	0.00	
G130.0	0.00	0.00	0.00	0.00	0.00	0.00	0.00	0.00	0.00	0.00	0.00	0.00	0.00	
G132.0	0.00	0.00	0.00	0.00	0.00	0.00	0.00	0.00	0.00	0.00	0.00	0.00	0.00	
G134.0	0.00	0.00	0.00	0.00	0.00	0.00	0.00	0.00	0.00	0.00	0.00	0.00	0.00	
G136.0	0.00	0.00	0.00	0.00	0.00	0.00	0.00	0.00	0.00	0.00	0.00	0.00	0.00	
G138.0	0.00	0.00	0.00	0.00	0.00	0.00	0.00	0.00	0.00	0.00	0.00	0.00	0.00	
G140.0	0.00	0.00	0.00	0.00	0.00	0.00	0.00	0.00	0.00	0.00	0.00	0.00	0.00	
G142.0	0.00	0.00	0.00	0.00	0.00	0.00	0.00	0.00	0.00	0.00	0.00	0.00	0.00	
G144.0	0.00	0.00	0.00	0.00	0.00	0.00	0.00	0.00	0.00	0.00	0.00	0.00	0.00	

Luminaria

Código COS2-120W2S2-30K7-ffff-gghhh-i_jj-kk

Nombre Coanda Series Start S2 - 120W 30K70 T2S2

Ensayo

Código Coanda Series Start S2 120W COS2-120W2S2-30K7-ffff-gghhh-i_jj-kk 30K70 T2S2

Nombre Coanda Series Start S2 - 120W 30K70 T2S2

Flujo Luminaria	16200.00 lm		Potencia luminaria		120.00 W		Eficiencia		135.00 lm/W		Rendimiento		100.00%														
Flujo de Lámpara	16200.00 lm		Valor Máximo		614.79 cd/klm		Posición		C=155.00 G=62.00		CG		Asimétrico														
Tabla de Intensidad Luminosa cd/klm														Tabla 4/12													
	C 195.00	C 200.00	C 205.00	C 210.00	C 215.00	C 220.00	C 225.00	C 230.00	C 235.00	C 240.00	C 245.00	C 250.00	C 255.00														
G 0.0	189.47	189.38	189.59	189.51	189.71	189.56	189.61	189.52	189.51	189.40	189.42	189.34	189.38														
G 2.0	188.44	188.10	187.98	187.68	187.60	187.24	186.99	186.74	186.50	186.30	186.16	185.92	185.82														
G 4.0	187.25	186.66	186.38	185.71	185.34	184.76	184.28	183.87	183.45	183.08	182.75	182.41	182.17														
G 6.0	186.17	185.28	184.68	183.84	183.25	182.43	181.69	181.07	180.36	179.80	179.20	178.75	178.32														
G 8.0	185.21	184.07	183.14	182.07	181.14	180.02	178.97	177.99	176.95	176.22	175.54	174.78	174.22														
G 10.0	184.47	183.01	181.76	180.32	178.95	177.54	176.05	174.71	173.38	172.16	171.08	170.23	169.55														
G 12.0	183.63	181.87	180.26	178.48	176.68	174.83	173.03	171.15	169.33	167.71	166.21	165.12	164.18														
G 14.0	182.95	180.73	178.65	176.44	174.29	171.92	169.53	167.24	164.78	162.74	160.78	159.44	158.11														
G 16.0	182.32	179.63	177.00	174.29	171.52	168.60	165.59	162.82	159.80	157.38	155.00	153.34	151.77														
G 18.0	181.79	178.51	175.31	171.81	168.37	164.90	161.32	158.00	154.53	151.61	148.87	147.05	145.21														
G 20.0	181.59	177.51	173.53	169.12	164.86	160.80	156.60	152.91	148.78	145.73	142.58	140.74	138.70														
G 22.0	181.44	176.42	171.54	166.21	160.96	156.32	151.57	147.44	142.96	139.64	136.40	134.56	132.54														
G 24.0	181.32	175.40	169.25	162.98	156.95	151.75	146.38	141.82	137.21	133.94	130.86	128.84	126.95														
G 26.0	181.32	174.28	167.05	159.82	152.93	147.07	141.18	136.52	132.01	128.74	125.76	123.97	122.33														
G 28.0	181.55	173.23	164.92	156.68	148.96	142.35	136.28	131.49	127.13	124.18	121.55	119.99	118.70														
G 30.0	182.12	172.31	162.70	153.49	144.93	137.84	131.71	126.97	122.92	120.40	118.26	117.03	116.26														
G 32.0	182.71	171.43	160.54	150.36	141.04	133.68	127.49	123.14	119.58	117.52	115.85	115.09	115.11														
G 34.0	183.53	170.68	158.33	147.26	137.50	130.05	124.30	120.12	117.08	115.43	114.46	114.28	115.06														
G 36.0	184.24	170.02	156.44	144.45	134.64	127.23	121.74	118.04	115.74	114.50	114.14	114.47	115.94														
G 38.0	185.08	169.40	154.71	141.93	132.03	124.96	119.86	116.93	115.15	114.47	114.98	115.64	117.13														
G 40.0	185.81	168.86	153.12	139.78	129.92	123.32	118.84	116.47	115.41	115.26	116.36	117.20	118.48														
G 42.0	186.58	168.28	151.67	138.04	128.32	122.13	118.41	116.72	116.40	116.80	118.16	118.92	120.02														
G 44.0	187.62	168.00	150.44	136.67	127.37	121.65	118.74	117.66	118.14	118.88	119.99	120.61	121.58														
G 46.0	188.35	167.87	149.66	135.87	127.02	122.01	120.00	119.42	120.44	121.15	121.93	122.50	123.76														
G 48.0	189.35	168.05	149.34	135.66	127.63	123.27	121.91	122.07	123.10	123.47	124.40	125.16	126.83														
G 50.0	190.34	168.62	149.68	136.35	129.26	125.52	124.89	125.06	125.75	125.82	127.07	128.16	129.93														
G 52.0	191.31	169.62	150.83	138.15	132.13	129.01	128.94	128.47	128.62	128.67	129.92	131.10	132.99														
G 54.0	192.58	171.36	153.15	141.40	136.02	133.16	132.44	131.34	131.28	131.59	132.86	133.88	135.72														
G 56.0	194.00	174.08	156.21	144.80	139.23	136.01	134.31	132.48	132.36	132.90	134.69	136.16	137.82														
G 58.0	195.84	176.23	158.85	147.95	142.12	137.89	134.90	132.58	132.09	132.64	133.98	135.41	136.77														
G 60.0	196.65	178.56	162.00	151.28	144.21	138.41	133.52	130.50	129.14	129.06	129.40	130.08	130.52														
G 62.0	197.23	180.00	163.90	152.68	143.49	135.58	128.88	124.91	121.89	120.90	119.38	119.16	118.34														
G 64.0	193.68	176.60	161.00	149.68	138.34	128.20	120.04	114.83	109.46	107.96	104.34	103.87	102.94														
G 66.0	184.99	166.64	151.86	140.70	127.66	116.37	106.29	100.62	95.06	92.10	88.21	87.52	86.49														
G 68.0	170.01	151.33	137.54	124.96	109.60	99.51	89.13	83.31	77.70	74.80	71.34	69.89	69.05														
G 70.0	150.55	133.83	118.03	102.81	87.89	77.25	66.98	61.96	57.73	56.40	54.11	53.98	53.76														
G 72.0	129.76	111.67	91.64	75.67	61.16	51.56	43.24	40.57	38.83	38.59	37.27	37.94	37.77														
G 74.0	101.83	81.74	58.39	45.32	33.78	28.80	25.13	25.12	24.10	25.12	25.28	26.00	25.66														
G 76.0	67.83	44.81	24.65	20.41	17.97	17.08	15.66	15.73	15.92	16.65	17.22	17.80	17.59														
G 78.0	28.15	15.08	14.47	15.28	14.04	13.18	12.93	13.07	13.15	13.56	13.85	14.04	13.66														
G 80.0	12.84	12.30	12.57	12.83	12.29	11.95	11.71	11.81	11.71	11.89	12.08	12.05	12.00														
G 82.0	11.66	11.21	11.40	11.46	11.22	10.97	11.24	11.22	11.00	11.00	11.19	11.31	11.52														
G 84.0	10.29	9.82	9.79	9.71	9.80	9.95	10.50	10.53	10.68	10.68	10.73	10.89	10.93														
G 86.0	9.22	8.59	8.72	8.62	8.80	9.14	9.64	9.54	9.93	10.16	10.40	10.70	10.99														
G 88.0	8.17	7.77	8.00	8.18	8.33	8.37	8.69	8.61	8.79	8.97	9.22	9.67	10.17														
G 90.0	7.29	6.56	6.77	7.08	7.28	7.35	7.50	7.56	7.56	7.62	7.86	8.27	8.90														
G 92.0	0.00	0.00	0.00	0.00	0.00	0.00	0.00	0.00	0.00	0.00	0.00	0.00	0.00														
G 94.0	0.00	0.00	0.00	0.00	0.00	0.00	0.00	0.00	0.00	0.00	0.00	0.00	0.00														
G 96.0	0.00	0.00	0.00	0.00	0.00	0.00	0.00	0.00	0.00	0.00	0.00	0.00	0.00														
G 98.0	0.00	0.00	0.00	0.00	0.00	0.00	0.00	0.00	0.00	0.00	0.00	0.00	0.00														
G100.0	0.00	0.00	0.00	0.00	0.00	0.00	0.00	0.00	0.00	0.00	0.00	0.00	0.00														
G102.0	0.00	0.00	0.00	0.00	0.00	0.00	0.00	0.00	0.00	0.00	0.00	0.00	0.00														
G104.0	0.00	0.00	0.00	0.00	0.00	0.00	0.00	0.00	0.00	0.00	0.00	0.00	0.00														
G106.0	0.00	0.00	0.00	0.00	0.00	0.00	0.00	0.00	0.00	0.00	0.00	0.00	0.00														
G108.0	0.00	0.00	0.00	0.00	0.00	0.00	0.00	0.00	0.00	0.00	0.00	0.00	0.00														
G110.0	0.00	0.00	0.00	0.00	0.00	0.00	0.00	0.00	0.00	0.00	0.00	0.00	0.00														
G112.0	0.00	0.00	0.00	0.00	0.00	0.00	0.00	0.00	0.00	0.00	0.00	0.00	0.00														
G114.0	0.00	0.00	0.00	0.00	0.00	0.00	0.00	0.00	0.00	0.00	0.00	0.00	0.00														
G116.0	0.00	0.00	0.00	0.00	0.00	0.00	0.00	0.00	0.00	0.00	0.00	0.00	0.00														
G118.0	0.00	0.00	0.00	0.00	0.00	0.00	0.00	0.00	0.00	0.00	0.00	0.00	0.00														
G120.0	0.00	0.00	0.00	0.00	0.00	0.00	0.00	0.00	0.00	0.00	0.00	0.00	0.00														
G122.0	0.00	0.00	0.00	0.00	0.00	0.00	0.00	0.00	0.00	0.00	0.00	0.00	0.00														
G124.0	0.00	0.00	0.00	0.00	0.00	0.00	0.00	0.00	0.00	0.00	0.00	0.00	0.00														
G126.0	0.00	0.00	0.00	0.00	0.00	0.00	0.00	0.00	0.00	0.00	0.00	0.00	0.00														
G128.0	0.00	0.00	0.00	0.00	0.00	0.00	0.00	0.00	0.00	0.00	0.00	0.00	0.00														
G130.0	0.00	0.00	0.00	0.00	0.00	0.00	0.00	0.00	0.00	0.00	0.00	0.00	0.00														
G132.0	0.00	0.00	0.00	0.00	0.00	0.00	0.00	0.00	0.00	0.00	0.00	0.00	0.00														
G134.0	0.00	0.00	0.00	0.00	0.00	0.00	0.00	0.00	0.00	0.00	0.00	0.00	0.00														
G136.0	0.00	0.00	0.00	0.00	0.00	0.00	0.00	0.00	0.00	0.00	0.00	0.00	0.00														
G138.0	0.00	0.00	0.00	0.00	0.00	0.00	0.00	0.00	0.00	0.00	0.00	0.00	0.00														
G140.0	0.00	0.00	0.00	0.00	0.00	0.00	0.00	0.00	0.00	0.00	0.00	0.00	0.00														
G142.0	0.00	0.00	0.00	0.00	0.00	0.00	0.00	0.00	0.00	0.00	0.00	0.00	0.00														
G144.0	0.00	0.00	0.00	0.00	0.00	0.00	0.00	0.00	0.00	0.00	0.00	0.00	0.00														

Luminaria

Código COS2-120W2S2-30K7-ffff-gghhh-i_jj-kk

Nombre Coanda Series Start S2 - 120W 30K70 T2S2

Ensayo

Código Coanda Series Start S2 120W COS2-120W2S2-30K7-ffff-gghhh-i_jj-kk 30K70 T2S2

Nombre Coanda Series Start S2 - 120W 30K70 T2S2

Flujo Luminaria	16200.00 lm		Potencia luminaria		120.00 W		Eficiencia		135.00 lm/W		Rendimiento		100.00%	
Flujo de Lámpara	16200.00 lm		Valor Máximo		614.79 cd/klm		Posición		C=155.00 G=62.00		CG		Asimétrico	
Tabla de Intensidad Luminosa cd/klm														Tabla 5/12
	C 260.00	C 265.00	C 270.00	C 275.00	C 280.00	C 285.00	C 290.00	C 295.00	C 300.00	C 305.00	C 310.00	C 315.00	C 320.00	
G 0.0	189.40	189.30	189.35	189.36	189.30	189.18	189.12	189.10	189.06	189.09	189.08	189.14	189.08	
G 2.0	185.77	185.67	185.64	185.60	185.63	185.60	185.63	185.72	185.80	185.94	186.16	186.45	186.58	
G 4.0	182.04	181.79	181.80	181.68	181.78	181.79	181.97	182.12	182.48	182.80	183.24	183.72	184.13	
G 6.0	178.11	177.73	177.77	177.67	177.79	177.85	178.28	178.61	179.20	179.76	180.47	181.11	181.82	
G 8.0	173.85	173.58	173.54	173.49	173.73	174.01	174.48	175.08	175.79	176.59	177.59	178.58	179.61	
G 10.0	169.23	168.79	168.85	168.73	169.16	169.46	170.21	170.94	172.01	173.16	174.46	175.73	177.16	
G 12.0	163.76	163.22	163.25	163.15	163.84	164.31	165.21	166.19	167.63	169.08	170.93	172.70	174.48	
G 14.0	157.62	156.96	157.06	156.99	157.83	158.43	159.65	160.84	162.70	164.56	166.94	169.20	171.53	
G 16.0	151.16	150.34	150.45	150.36	151.36	152.12	153.52	154.94	157.24	159.45	162.47	165.12	168.18	
G 18.0	144.44	143.55	143.66	143.55	144.68	145.43	147.13	148.72	151.47	154.15	157.53	160.70	164.42	
G 20.0	137.90	136.83	137.01	136.80	137.99	138.74	140.70	142.43	145.51	148.48	152.36	156.00	160.27	
G 22.0	131.66	130.64	130.77	130.69	131.70	132.52	134.48	136.36	139.48	142.58	147.01	151.08	155.88	
G 24.0	126.03	125.08	125.16	125.12	126.00	126.84	128.65	130.65	133.76	136.93	141.52	146.03	151.36	
G 26.0	121.54	120.78	120.84	120.77	121.50	122.20	123.82	125.60	128.57	131.76	136.18	140.90	146.69	
G 28.0	118.16	117.58	117.66	117.59	118.10	118.67	119.91	121.32	123.83	126.74	131.06	135.85	141.96	
G 30.0	115.97	115.78	115.78	115.72	115.81	116.03	116.82	117.85	119.95	122.41	126.41	131.21	137.31	
G 32.0	115.30	115.68	115.56	115.48	115.11	114.72	114.69	115.38	116.93	118.95	122.40	126.68	132.98	
G 34.0	115.91	116.60	116.62	116.40	115.61	114.60	113.80	113.92	114.76	116.40	119.25	123.20	128.96	
G 36.0	117.12	117.97	118.00	117.66	116.71	115.29	113.88	113.68	113.68	114.72	116.97	120.41	125.64	
G 38.0	118.24	118.79	118.94	118.75	117.87	116.51	114.88	113.99	113.57	114.03	115.50	118.23	122.85	
G 40.0	119.41	119.87	119.94	119.67	118.97	117.94	116.35	115.24	114.30	114.10	114.73	116.68	120.68	
G 42.0	120.48	121.05	121.11	120.93	120.09	119.32	117.97	116.89	115.57	114.68	114.59	115.95	119.12	
G 44.0	122.28	123.13	123.24	123.05	121.95	121.03	119.77	118.81	117.34	116.05	115.21	115.91	118.31	
G 46.0	124.84	126.17	126.19	125.99	124.67	123.44	121.81	120.84	119.55	118.23	116.75	116.74	118.50	
G 48.0	128.01	129.43	129.50	129.37	127.88	126.46	124.51	123.24	121.84	120.69	119.15	118.62	119.64	
G 50.0	131.35	132.96	132.98	132.91	131.32	129.88	127.64	125.97	124.31	123.49	122.14	121.47	121.81	
G 52.0	134.37	136.01	136.20	136.20	134.65	133.10	130.85	129.04	127.20	126.37	125.50	125.31	125.00	
G 54.0	137.07	138.66	139.10	139.05	137.65	136.20	133.91	132.15	130.20	129.12	128.50	128.82	128.88	
G 56.0	139.31	140.69	141.16	141.19	139.94	138.49	136.31	134.09	131.79	130.57	130.09	131.03	132.03	
G 58.0	138.49	139.36	140.08	139.87	139.39	137.86	135.98	133.63	131.66	130.52	130.30	131.93	134.34	
G 60.0	132.15	132.55	133.52	133.15	133.33	131.92	130.89	129.32	128.49	127.84	128.72	131.10	135.19	
G 62.0	119.71	119.72	120.96	120.28	120.89	119.57	119.85	119.91	120.84	121.19	123.70	127.11	132.95	
G 64.0	104.97	104.59	106.59	105.43	106.02	104.13	104.70	105.10	107.95	109.24	114.04	118.58	126.03	
G 66.0	88.19	87.80	89.45	88.23	88.82	87.36	88.31	89.04	92.56	95.04	100.29	105.16	114.43	
G 68.0	70.70	70.63	71.97	70.59	70.51	69.04	70.23	71.82	75.34	77.80	83.03	88.00	97.36	
G 70.0	55.46	55.17	56.50	54.81	54.62	52.60	52.92	53.13	55.70	57.07	61.53	66.12	75.65	
G 72.0	38.80	38.64	39.69	38.16	37.90	36.45	36.44	35.71	36.97	37.28	39.48	42.16	49.84	
G 74.0	26.33	26.05	26.76	25.39	25.27	24.18	24.18	23.23	23.13	22.19	23.28	24.04	27.72	
G 76.0	17.57	16.78	17.27	16.34	16.74	16.42	16.31	15.75	15.11	14.74	14.80	15.21	16.41	
G 78.0	13.55	13.68	14.14	13.30	13.00	13.04	13.07	12.97	12.70	12.68	12.76	12.74	13.10	
G 80.0	12.06	12.10	12.41	11.76	11.54	11.37	11.40	11.40	11.36	11.43	11.61	11.60	11.86	
G 82.0	11.68	11.92	12.16	11.52	11.17	11.00	10.84	10.82	10.79	10.97	11.05	11.15	11.03	
G 84.0	11.09	11.24	11.65	11.06	10.79	10.65	10.61	10.47	10.57	10.76	10.48	10.30	10.08	
G 86.0	11.15	11.31	11.84	11.22	10.93	10.88	10.68	10.45	10.24	9.96	9.43	9.32	9.20	
G 88.0	10.19	11.68	12.63	11.49	9.98	9.93	9.46	9.10	8.99	8.76	8.52	8.44	8.35	
G 90.0	8.79	9.50	10.26	9.28	8.80	8.96	8.17	7.88	7.74	7.65	7.58	7.54	7.59	
G 92.0	0.00	0.00	0.00	0.00	0.00	0.00	0.00	0.00	0.00	0.00	0.00	0.00	0.00	
G 94.0	0.00	0.00	0.00	0.00	0.00	0.00	0.00	0.00	0.00	0.00	0.00	0.00	0.00	
G 96.0	0.00	0.00	0.00	0.00	0.00	0.00	0.00	0.00	0.00	0.00	0.00	0.00	0.00	
G 98.0	0.00	0.00	0.00	0.00	0.00	0.00	0.00	0.00	0.00	0.00	0.00	0.00	0.00	
G100.0	0.00	0.00	0.00	0.00	0.00	0.00	0.00	0.00	0.00	0.00	0.00	0.00	0.00	
G102.0	0.00	0.00	0.00	0.00	0.00	0.00	0.00	0.00	0.00	0.00	0.00	0.00	0.00	
G104.0	0.00	0.00	0.00	0.00	0.00	0.00	0.00	0.00	0.00	0.00	0.00	0.00	0.00	
G106.0	0.00	0.00	0.00	0.00	0.00	0.00	0.00	0.00	0.00	0.00	0.00	0.00	0.00	
G108.0	0.00	0.00	0.00	0.00	0.00	0.00	0.00	0.00	0.00	0.00	0.00	0.00	0.00	
G110.0	0.00	0.00	0.00	0.00	0.00	0.00	0.00	0.00	0.00	0.00	0.00	0.00	0.00	
G112.0	0.00	0.00	0.00	0.00	0.00	0.00	0.00	0.00	0.00	0.00	0.00	0.00	0.00	
G114.0	0.00	0.00	0.00	0.00	0.00	0.00	0.00	0.00	0.00	0.00	0.00	0.00	0.00	
G116.0	0.00	0.00	0.00	0.00	0.00	0.00	0.00	0.00	0.00	0.00	0.00	0.00	0.00	
G118.0	0.00	0.00	0.00	0.00	0.00	0.00	0.00	0.00	0.00	0.00	0.00	0.00	0.00	
G120.0	0.00	0.00	0.00	0.00	0.00	0.00	0.00	0.00	0.00	0.00	0.00	0.00	0.00	
G122.0	0.00	0.00	0.00	0.00	0.00	0.00	0.00	0.00	0.00	0.00	0.00	0.00	0.00	
G124.0	0.00	0.00	0.00	0.00	0.00	0.00	0.00	0.00	0.00	0.00	0.00	0.00	0.00	
G126.0	0.00	0.00	0.00	0.00	0.00	0.00	0.00	0.00	0.00	0.00	0.00	0.00	0.00	
G128.0	0.00	0.00	0.00	0.00	0.00	0.00	0.00	0.00	0.00	0.00	0.00	0.00	0.00	
G130.0	0.00	0.00	0.00	0.00	0.00	0.00	0.00	0.00	0.00	0.00	0.00	0.00	0.00	
G132.0	0.00	0.00	0.00	0.00	0.00	0.00	0.00	0.00	0.00	0.00	0.00	0.00	0.00	
G134.0	0.00	0.00	0.00	0.00	0.00	0.00	0.00	0.00	0.00	0.00	0.00	0.00	0.00	
G136.0	0.00	0.00	0.00	0.00	0.00	0.00	0.00	0.00	0.00	0.00	0.00	0.00	0.00	
G138.0	0.00	0.00	0.00	0.00	0.00	0.00	0.00	0.00	0.00	0.00	0.00	0.00	0.00	
G140.0	0.00	0.00	0.00	0.00	0.00	0.00	0.00	0.00	0.00	0.00	0.00	0.00	0.00	
G142.0	0.00	0.00	0.00	0.00	0.00	0.00	0.00	0.00	0.00	0.00	0.00	0.00	0.00	
G144.0	0.00	0.00	0.00	0.00	0.00	0.00	0.00	0.00	0.00	0.00	0.00	0.00	0.00	

Luminaria

Código COS2-120W2S2-30K7-ffff-gghhh-i_jj-kk

Nombre Coanda Series Start S2 - 120W 30K70 T2S2

Ensayo

Código Coanda Series Start S2 120W COS2-120W2S2-30K7-ffff-gghhh-i_jj-kk 30K70 T2S2

Nombre Coanda Series Start S2 - 120W 30K70 T2S2

Flujo Luminaria	16200.00 lm	Potencia luminaria	120.00 W	Eficiencia	135.00 lm/W	Rendimiento	100.00%
Flujo de Lámpara	16200.00 lm	Valor Máximo	614.79 cd/klm	Posición	C=155.00 G=62.00	CG	Asimétrico

Tabla de Intensidad Luminosa cd/klm Tabla 6/12

	C 325.00	C 330.00	C 335.00	C 340.00	C 345.00	C 350.00	C 355.00
G 0.0	189.15	189.07	189.13	189.04	189.02	188.86	188.98
G 2.0	186.89	187.08	187.40	187.58	187.90	188.02	188.44
G 4.0	184.67	185.12	185.75	186.19	186.76	187.17	187.79
G 6.0	182.73	183.42	184.28	184.88	185.71	186.41	187.28
G 8.0	180.75	181.72	182.75	183.71	184.76	185.66	186.82
G 10.0	178.60	179.86	181.17	182.42	183.83	185.04	186.51
G 12.0	176.28	178.01	179.72	181.33	183.13	184.63	186.39
G 14.0	173.89	176.00	178.16	180.32	182.37	184.24	186.44
G 16.0	171.05	173.81	176.54	179.14	181.63	183.98	186.66
G 18.0	167.90	171.25	174.87	177.84	180.98	183.84	187.00
G 20.0	164.32	168.55	172.85	176.66	180.48	183.96	187.58
G 22.0	160.47	165.73	170.95	175.63	180.25	184.28	188.50
G 24.0	156.66	162.70	168.73	174.44	179.83	184.65	189.72
G 26.0	152.69	159.45	166.31	173.05	179.48	185.22	191.30
G 28.0	148.38	155.98	163.87	171.90	179.59	186.39	193.30
G 30.0	144.19	152.63	161.45	170.76	179.82	187.83	195.73
G 32.0	140.19	149.12	159.02	169.63	180.16	189.67	198.67
G 34.0	136.26	145.60	156.47	168.35	180.44	191.34	201.36
G 36.0	132.80	142.36	154.00	166.97	180.40	192.79	204.05
G 38.0	129.68	139.56	151.86	165.79	180.36	194.07	206.77
G 40.0	127.08	136.84	149.61	164.54	180.63	195.75	209.83
G 42.0	125.00	134.49	147.53	163.52	180.82	197.36	212.83
G 44.0	123.64	132.67	145.93	162.85	181.28	198.95	215.53
G 46.0	122.98	131.33	144.67	162.34	181.85	200.73	218.29
G 48.0	123.25	130.84	144.01	162.14	182.44	202.36	220.87
G 50.0	124.71	131.31	144.08	162.21	183.20	203.80	223.13
G 52.0	127.41	132.98	145.12	163.10	184.12	205.13	225.09
G 54.0	131.07	135.98	147.05	164.56	185.26	206.01	226.86
G 56.0	134.65	139.46	149.88	166.72	186.55	206.65	227.73
G 58.0	137.88	142.92	152.64	168.95	188.33	208.02	228.94
G 60.0	140.20	146.59	156.26	171.95	190.06	209.19	230.93
G 62.0	139.90	148.02	157.88	172.68	190.01	208.53	230.45
G 64.0	135.30	145.13	155.17	169.10	185.83	203.04	224.83
G 66.0	124.57	136.21	146.27	160.35	178.21	196.07	216.47
G 68.0	106.68	120.64	132.42	146.26	164.54	185.68	208.71
G 70.0	85.56	99.27	112.62	127.56	145.17	168.44	192.48
G 72.0	58.25	72.28	88.03	106.82	123.12	141.92	165.33
G 74.0	32.02	41.71	53.70	77.62	97.13	115.28	129.71
G 76.0	17.25	19.15	22.72	40.43	62.05	86.72	98.41
G 78.0	14.12	15.48	14.52	14.58	23.69	47.43	65.99
G 80.0	12.46	13.13	12.84	12.73	12.88	15.99	30.61
G 82.0	11.26	11.39	11.51	11.50	11.65	11.54	10.98
G 84.0	9.84	9.90	10.00	10.09	10.64	10.20	9.53
G 86.0	9.04	8.89	8.68	8.41	9.10	8.58	7.90
G 88.0	8.50	8.40	8.08	7.65	7.93	8.25	7.58
G 90.0	7.60	7.36	7.08	6.93	7.96	8.24	7.41
G 92.0	0.00	0.00	0.00	0.00	0.00	0.00	0.00
G 94.0	0.00	0.00	0.00	0.00	0.00	0.00	0.00
G 96.0	0.00	0.00	0.00	0.00	0.00	0.00	0.00
G 98.0	0.00	0.00	0.00	0.00	0.00	0.00	0.00
G100.0	0.00	0.00	0.00	0.00	0.00	0.00	0.00
G102.0	0.00	0.00	0.00	0.00	0.00	0.00	0.00
G104.0	0.00	0.00	0.00	0.00	0.00	0.00	0.00
G106.0	0.00	0.00	0.00	0.00	0.00	0.00	0.00
G108.0	0.00	0.00	0.00	0.00	0.00	0.00	0.00
G110.0	0.00	0.00	0.00	0.00	0.00	0.00	0.00
G112.0	0.00	0.00	0.00	0.00	0.00	0.00	0.00
G114.0	0.00	0.00	0.00	0.00	0.00	0.00	0.00
G116.0	0.00	0.00	0.00	0.00	0.00	0.00	0.00
G118.0	0.00	0.00	0.00	0.00	0.00	0.00	0.00
G120.0	0.00	0.00	0.00	0.00	0.00	0.00	0.00
G122.0	0.00	0.00	0.00	0.00	0.00	0.00	0.00
G124.0	0.00	0.00	0.00	0.00	0.00	0.00	0.00
G126.0	0.00	0.00	0.00	0.00	0.00	0.00	0.00
G128.0	0.00	0.00	0.00	0.00	0.00	0.00	0.00
G130.0	0.00	0.00	0.00	0.00	0.00	0.00	0.00
G132.0	0.00	0.00	0.00	0.00	0.00	0.00	0.00
G134.0	0.00	0.00	0.00	0.00	0.00	0.00	0.00
G136.0	0.00	0.00	0.00	0.00	0.00	0.00	0.00
G138.0	0.00	0.00	0.00	0.00	0.00	0.00	0.00
G140.0	0.00	0.00	0.00	0.00	0.00	0.00	0.00
G142.0	0.00	0.00	0.00	0.00	0.00	0.00	0.00
G144.0	0.00	0.00	0.00	0.00	0.00	0.00	0.00

Luminaria

Código COS2-120W2S2-30K7-ffff-gghhh-i_jj-kk

Nombre Coanda Series Start S2 - 120W 30K70 T2S2

Ensayo

Código Coanda Series Start S2 120W COS2-120W2S2-30K7-ffff-gghhh-i_jj-kk 30K70 T2S2

Nombre Coanda Series Start S2 - 120W 30K70 T2S2

Flujo Luminaria	16200.00 lm	Potencia luminaria	120.00 W	Eficiencia	135.00 lm/W	Rendimiento	100.00%
Flujo de Lámpara	16200.00 lm	Valor Máximo	614.79 cd/klm	Posición	C=155.00 G=62.00	CG	Asimétrico

Tabla de Intensidad Luminosa cd/klm Tabla 7/12

	C 0.00	C 5.00	C 10.00	C 15.00	C 20.00	C 25.00	C 30.00	C 35.00	C 40.00	C 45.00	C 50.00	C 55.00	C 60.00
G146.0	0.00	0.00	0.00	0.00	0.00	0.00	0.00	0.00	0.00	0.00	0.00	0.00	0.00
G148.0	0.00	0.00	0.00	0.00	0.00	0.00	0.00	0.00	0.00	0.00	0.00	0.00	0.00
G150.0	0.00	0.00	0.00	0.00	0.00	0.00	0.00	0.00	0.00	0.00	0.00	0.00	0.00
G152.0	0.00	0.00	0.00	0.00	0.00	0.00	0.00	0.00	0.00	0.00	0.00	0.00	0.00
G154.0	0.00	0.00	0.00	0.00	0.00	0.00	0.00	0.00	0.00	0.00	0.00	0.00	0.00
G156.0	0.00	0.00	0.00	0.00	0.00	0.00	0.00	0.00	0.00	0.00	0.00	0.00	0.00
G158.0	0.00	0.00	0.00	0.00	0.00	0.00	0.00	0.00	0.00	0.00	0.00	0.00	0.00
G160.0	0.00	0.00	0.00	0.00	0.00	0.00	0.00	0.00	0.00	0.00	0.00	0.00	0.00
G162.0	0.00	0.00	0.00	0.00	0.00	0.00	0.00	0.00	0.00	0.00	0.00	0.00	0.00
G164.0	0.00	0.00	0.00	0.00	0.00	0.00	0.00	0.00	0.00	0.00	0.00	0.00	0.00
G166.0	0.00	0.00	0.00	0.00	0.00	0.00	0.00	0.00	0.00	0.00	0.00	0.00	0.00
G168.0	0.00	0.00	0.00	0.00	0.00	0.00	0.00	0.00	0.00	0.00	0.00	0.00	0.00
G170.0	0.00	0.00	0.00	0.00	0.00	0.00	0.00	0.00	0.00	0.00	0.00	0.00	0.00
G172.0	0.00	0.00	0.00	0.00	0.00	0.00	0.00	0.00	0.00	0.00	0.00	0.00	0.00
G174.0	0.00	0.00	0.00	0.00	0.00	0.00	0.00	0.00	0.00	0.00	0.00	0.00	0.00
G176.0	0.00	0.00	0.00	0.00	0.00	0.00	0.00	0.00	0.00	0.00	0.00	0.00	0.00
G178.0	0.00	0.00	0.00	0.00	0.00	0.00	0.00	0.00	0.00	0.00	0.00	0.00	0.00
G180.0	0.00	0.00	0.00	0.00	0.00	0.00	0.00	0.00	0.00	0.00	0.00	0.00	0.00

Luminaria

Código COS2-120W2S2-30K7-ffff-gghhh-i_jj-kk

Nombre Coanda Series Start S2 - 120W 30K70 T2S2

Ensayo

Código Coanda Series Start S2 120W COS2-120W2S2-30K7-ffff-gghhh-i_jj-kk 30K70 T2S2

Nombre Coanda Series Start S2 - 120W 30K70 T2S2

Flujo Luminaria	16200.00 lm	Potencia luminaria	120.00 W	Eficiencia	135.00 lm/W	Rendimiento	100.00%
Flujo de Lámpara	16200.00 lm	Valor Máximo	614.79 cd/klm	Posición	C=155.00 G=62.00	CG	Asimétrico

Tabla de Intensidad Luminosa cd/klm Tabla 8/12

	C 65.00	C 70.00	C 75.00	C 80.00	C 85.00	C 90.00	C 95.00	C 100.00	C 105.00	C 110.00	C 115.00	C 120.00	C 125.00
G146.0	0.00	0.00	0.00	0.00	0.00	0.00	0.00	0.00	0.00	0.00	0.00	0.00	0.00
G148.0	0.00	0.00	0.00	0.00	0.00	0.00	0.00	0.00	0.00	0.00	0.00	0.00	0.00
G150.0	0.00	0.00	0.00	0.00	0.00	0.00	0.00	0.00	0.00	0.00	0.00	0.00	0.00
G152.0	0.00	0.00	0.00	0.00	0.00	0.00	0.00	0.00	0.00	0.00	0.00	0.00	0.00
G154.0	0.00	0.00	0.00	0.00	0.00	0.00	0.00	0.00	0.00	0.00	0.00	0.00	0.00
G156.0	0.00	0.00	0.00	0.00	0.00	0.00	0.00	0.00	0.00	0.00	0.00	0.00	0.00
G158.0	0.00	0.00	0.00	0.00	0.00	0.00	0.00	0.00	0.00	0.00	0.00	0.00	0.00
G160.0	0.00	0.00	0.00	0.00	0.00	0.00	0.00	0.00	0.00	0.00	0.00	0.00	0.00
G162.0	0.00	0.00	0.00	0.00	0.00	0.00	0.00	0.00	0.00	0.00	0.00	0.00	0.00
G164.0	0.00	0.00	0.00	0.00	0.00	0.00	0.00	0.00	0.00	0.00	0.00	0.00	0.00
G166.0	0.00	0.00	0.00	0.00	0.00	0.00	0.00	0.00	0.00	0.00	0.00	0.00	0.00
G168.0	0.00	0.00	0.00	0.00	0.00	0.00	0.00	0.00	0.00	0.00	0.00	0.00	0.00
G170.0	0.00	0.00	0.00	0.00	0.00	0.00	0.00	0.00	0.00	0.00	0.00	0.00	0.00
G172.0	0.00	0.00	0.00	0.00	0.00	0.00	0.00	0.00	0.00	0.00	0.00	0.00	0.00
G174.0	0.00	0.00	0.00	0.00	0.00	0.00	0.00	0.00	0.00	0.00	0.00	0.00	0.00
G176.0	0.00	0.00	0.00	0.00	0.00	0.00	0.00	0.00	0.00	0.00	0.00	0.00	0.00
G178.0	0.00	0.00	0.00	0.00	0.00	0.00	0.00	0.00	0.00	0.00	0.00	0.00	0.00
G180.0	0.00	0.00	0.00	0.00	0.00	0.00	0.00	0.00	0.00	0.00	0.00	0.00	0.00

Luminaria

Código COS2-120W2S2-30K7-ffff-gghhh-i_jj-kk

Nombre Coanda Series Start S2 - 120W 30K70 T2S2

Ensayo

Código Coanda Series Start S2 120W COS2-120W2S2-30K7-ffff-gghhh-i_jj-kk 30K70 T2S2

Nombre Coanda Series Start S2 - 120W 30K70 T2S2

Flujo Luminaria	16200.00 lm	Potencia luminaria	120.00 W	Eficiencia	135.00 lm/W	Rendimiento	100.00%
Flujo de Lámpara	16200.00 lm	Valor Máximo	614.79 cd/klm	Posición	C=155.00 G=62.00	CG	Asimétrico

Tabla de Intensidad Luminosa cd/klm Tabla 9/12

	C 130.00	C 135.00	C 140.00	C 145.00	C 150.00	C 155.00	C 160.00	C 165.00	C 170.00	C 175.00	C 180.00	C 185.00	C 190.00
G146.0	0.00	0.00	0.00	0.00	0.00	0.00	0.00	0.00	0.00	0.00	0.00	0.00	0.00
G148.0	0.00	0.00	0.00	0.00	0.00	0.00	0.00	0.00	0.00	0.00	0.00	0.00	0.00
G150.0	0.00	0.00	0.00	0.00	0.00	0.00	0.00	0.00	0.00	0.00	0.00	0.00	0.00
G152.0	0.00	0.00	0.00	0.00	0.00	0.00	0.00	0.00	0.00	0.00	0.00	0.00	0.00
G154.0	0.00	0.00	0.00	0.00	0.00	0.00	0.00	0.00	0.00	0.00	0.00	0.00	0.00
G156.0	0.00	0.00	0.00	0.00	0.00	0.00	0.00	0.00	0.00	0.00	0.00	0.00	0.00
G158.0	0.00	0.00	0.00	0.00	0.00	0.00	0.00	0.00	0.00	0.00	0.00	0.00	0.00
G160.0	0.00	0.00	0.00	0.00	0.00	0.00	0.00	0.00	0.00	0.00	0.00	0.00	0.00
G162.0	0.00	0.00	0.00	0.00	0.00	0.00	0.00	0.00	0.00	0.00	0.00	0.00	0.00
G164.0	0.00	0.00	0.00	0.00	0.00	0.00	0.00	0.00	0.00	0.00	0.00	0.00	0.00
G166.0	0.00	0.00	0.00	0.00	0.00	0.00	0.00	0.00	0.00	0.00	0.00	0.00	0.00
G168.0	0.00	0.00	0.00	0.00	0.00	0.00	0.00	0.00	0.00	0.00	0.00	0.00	0.00
G170.0	0.00	0.00	0.00	0.00	0.00	0.00	0.00	0.00	0.00	0.00	0.00	0.00	0.00
G172.0	0.00	0.00	0.00	0.00	0.00	0.00	0.00	0.00	0.00	0.00	0.00	0.00	0.00
G174.0	0.00	0.00	0.00	0.00	0.00	0.00	0.00	0.00	0.00	0.00	0.00	0.00	0.00
G176.0	0.00	0.00	0.00	0.00	0.00	0.00	0.00	0.00	0.00	0.00	0.00	0.00	0.00
G178.0	0.00	0.00	0.00	0.00	0.00	0.00	0.00	0.00	0.00	0.00	0.00	0.00	0.00
G180.0	0.00	0.00	0.00	0.00	0.00	0.00	0.00	0.00	0.00	0.00	0.00	0.00	0.00

Luminaria

Código COS2-120W2S2-30K7-ffff-gghhh-i_jj-kk

Nombre Coanda Series Start S2 - 120W 30K70 T2S2

Ensayo

Código Coanda Series Start S2 120W COS2-120W2S2-30K7-ffff-gghhh-i_jj-kk 30K70 T2S2

Nombre Coanda Series Start S2 - 120W 30K70 T2S2

Flujo Luminaria	16200.00 lm	Potencia luminaria	120.00 W	Eficiencia	135.00 lm/W	Rendimiento	100.00%
Flujo de Lámpara	16200.00 lm	Valor Máximo	614.79 cd/klm	Posición	C=155.00 G=62.00	CG	Asimétrico

Tabla de Intensidad Luminosa cd/klm Tabla 10/12

	C 195.00	C 200.00	C 205.00	C 210.00	C 215.00	C 220.00	C 225.00	C 230.00	C 235.00	C 240.00	C 245.00	C 250.00	C 255.00
G146.0	0.00	0.00	0.00	0.00	0.00	0.00	0.00	0.00	0.00	0.00	0.00	0.00	0.00
G148.0	0.00	0.00	0.00	0.00	0.00	0.00	0.00	0.00	0.00	0.00	0.00	0.00	0.00
G150.0	0.00	0.00	0.00	0.00	0.00	0.00	0.00	0.00	0.00	0.00	0.00	0.00	0.00
G152.0	0.00	0.00	0.00	0.00	0.00	0.00	0.00	0.00	0.00	0.00	0.00	0.00	0.00
G154.0	0.00	0.00	0.00	0.00	0.00	0.00	0.00	0.00	0.00	0.00	0.00	0.00	0.00
G156.0	0.00	0.00	0.00	0.00	0.00	0.00	0.00	0.00	0.00	0.00	0.00	0.00	0.00
G158.0	0.00	0.00	0.00	0.00	0.00	0.00	0.00	0.00	0.00	0.00	0.00	0.00	0.00
G160.0	0.00	0.00	0.00	0.00	0.00	0.00	0.00	0.00	0.00	0.00	0.00	0.00	0.00
G162.0	0.00	0.00	0.00	0.00	0.00	0.00	0.00	0.00	0.00	0.00	0.00	0.00	0.00
G164.0	0.00	0.00	0.00	0.00	0.00	0.00	0.00	0.00	0.00	0.00	0.00	0.00	0.00
G166.0	0.00	0.00	0.00	0.00	0.00	0.00	0.00	0.00	0.00	0.00	0.00	0.00	0.00
G168.0	0.00	0.00	0.00	0.00	0.00	0.00	0.00	0.00	0.00	0.00	0.00	0.00	0.00
G170.0	0.00	0.00	0.00	0.00	0.00	0.00	0.00	0.00	0.00	0.00	0.00	0.00	0.00
G172.0	0.00	0.00	0.00	0.00	0.00	0.00	0.00	0.00	0.00	0.00	0.00	0.00	0.00
G174.0	0.00	0.00	0.00	0.00	0.00	0.00	0.00	0.00	0.00	0.00	0.00	0.00	0.00
G176.0	0.00	0.00	0.00	0.00	0.00	0.00	0.00	0.00	0.00	0.00	0.00	0.00	0.00
G178.0	0.00	0.00	0.00	0.00	0.00	0.00	0.00	0.00	0.00	0.00	0.00	0.00	0.00
G180.0	0.00	0.00	0.00	0.00	0.00	0.00	0.00	0.00	0.00	0.00	0.00	0.00	0.00

Luminaria

Código COS2-120W2S2-30K7-ffff-gghhh-i_jj-kk
Nombre Coanda Series Start S2 - 120W 30K70 T2S2

Ensayo

Código Coanda Series Start S2 120W COS2-120W2S2-30K7-ffff-gghhh-i_jj-kk 30K70 T2S2
Nombre Coanda Series Start S2 - 120W 30K70 T2S2

Flujo Luminaria	16200.00 lm	Potencia luminaria	120.00 W	Eficiencia	135.00 lm/W	Rendimiento	100.00%
Flujo de Lámpara	16200.00 lm	Valor Máximo	614.79 cd/klm	Posición	C=155.00 G=62.00	CG	Asimétrico

Tabla de Intensidad Luminosa cd/klm Tabla 11/12

	C 260.00	C 265.00	C 270.00	C 275.00	C 280.00	C 285.00	C 290.00	C 295.00	C 300.00	C 305.00	C 310.00	C 315.00	C 320.00
G146.0	0.00	0.00	0.00	0.00	0.00	0.00	0.00	0.00	0.00	0.00	0.00	0.00	0.00
G148.0	0.00	0.00	0.00	0.00	0.00	0.00	0.00	0.00	0.00	0.00	0.00	0.00	0.00
G150.0	0.00	0.00	0.00	0.00	0.00	0.00	0.00	0.00	0.00	0.00	0.00	0.00	0.00
G152.0	0.00	0.00	0.00	0.00	0.00	0.00	0.00	0.00	0.00	0.00	0.00	0.00	0.00
G154.0	0.00	0.00	0.00	0.00	0.00	0.00	0.00	0.00	0.00	0.00	0.00	0.00	0.00
G156.0	0.00	0.00	0.00	0.00	0.00	0.00	0.00	0.00	0.00	0.00	0.00	0.00	0.00
G158.0	0.00	0.00	0.00	0.00	0.00	0.00	0.00	0.00	0.00	0.00	0.00	0.00	0.00
G160.0	0.00	0.00	0.00	0.00	0.00	0.00	0.00	0.00	0.00	0.00	0.00	0.00	0.00
G162.0	0.00	0.00	0.00	0.00	0.00	0.00	0.00	0.00	0.00	0.00	0.00	0.00	0.00
G164.0	0.00	0.00	0.00	0.00	0.00	0.00	0.00	0.00	0.00	0.00	0.00	0.00	0.00
G166.0	0.00	0.00	0.00	0.00	0.00	0.00	0.00	0.00	0.00	0.00	0.00	0.00	0.00
G168.0	0.00	0.00	0.00	0.00	0.00	0.00	0.00	0.00	0.00	0.00	0.00	0.00	0.00
G170.0	0.00	0.00	0.00	0.00	0.00	0.00	0.00	0.00	0.00	0.00	0.00	0.00	0.00
G172.0	0.00	0.00	0.00	0.00	0.00	0.00	0.00	0.00	0.00	0.00	0.00	0.00	0.00
G174.0	0.00	0.00	0.00	0.00	0.00	0.00	0.00	0.00	0.00	0.00	0.00	0.00	0.00
G176.0	0.00	0.00	0.00	0.00	0.00	0.00	0.00	0.00	0.00	0.00	0.00	0.00	0.00
G178.0	0.00	0.00	0.00	0.00	0.00	0.00	0.00	0.00	0.00	0.00	0.00	0.00	0.00
G180.0	0.00	0.00	0.00	0.00	0.00	0.00	0.00	0.00	0.00	0.00	0.00	0.00	0.00

Luminaria

Código COS2-120W2S2-30K7-ffff-gghhh-i_jj-kk

Nombre Coanda Series Start S2 - 120W 30K70 T2S2

Ensayo

Código Coanda Series Start S2 120W COS2-120W2S2-30K7-ffff-gghhh-i_jj-kk 30K70 T2S2

Nombre Coanda Series Start S2 - 120W 30K70 T2S2

Flujo Luminaria	16200.00 lm	Potencia luminaria	120.00 W	Eficiencia	135.00 lm/W	Rendimiento	100.00%
Flujo de Lámpara	16200.00 lm	Valor Máximo	614.79 cd/klm	Posición	C=155.00 G=62.00	CG	Asimétrico

Tabla de Intensidad Luminosa cd/klm
Tabla 12/12

	C 325.00	C 330.00	C 335.00	C 340.00	C 345.00	C 350.00	C 355.00
G146.0	0.00	0.00	0.00	0.00	0.00	0.00	0.00
G148.0	0.00	0.00	0.00	0.00	0.00	0.00	0.00
G150.0	0.00	0.00	0.00	0.00	0.00	0.00	0.00
G152.0	0.00	0.00	0.00	0.00	0.00	0.00	0.00
G154.0	0.00	0.00	0.00	0.00	0.00	0.00	0.00
G156.0	0.00	0.00	0.00	0.00	0.00	0.00	0.00
G158.0	0.00	0.00	0.00	0.00	0.00	0.00	0.00
G160.0	0.00	0.00	0.00	0.00	0.00	0.00	0.00
G162.0	0.00	0.00	0.00	0.00	0.00	0.00	0.00
G164.0	0.00	0.00	0.00	0.00	0.00	0.00	0.00
G166.0	0.00	0.00	0.00	0.00	0.00	0.00	0.00
G168.0	0.00	0.00	0.00	0.00	0.00	0.00	0.00
G170.0	0.00	0.00	0.00	0.00	0.00	0.00	0.00
G172.0	0.00	0.00	0.00	0.00	0.00	0.00	0.00
G174.0	0.00	0.00	0.00	0.00	0.00	0.00	0.00
G176.0	0.00	0.00	0.00	0.00	0.00	0.00	0.00
G178.0	0.00	0.00	0.00	0.00	0.00	0.00	0.00
G180.0	0.00	0.00	0.00	0.00	0.00	0.00	0.00

Luminaria

Código COS2-120W2S2-30K7-ffff-gghhh-i_jj-kk

Nombre Coanda Series Start S2 - 120W 30K70 T2S2

Ensayo

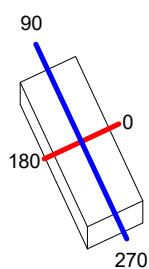
Código Coanda Series Start S2 120W COS2-120W2S2-30K7-ffff-gghhh-i_jj-kk 30K70 T2S2

Nombre Coanda Series Start S2 - 120W 30K70 T2S2

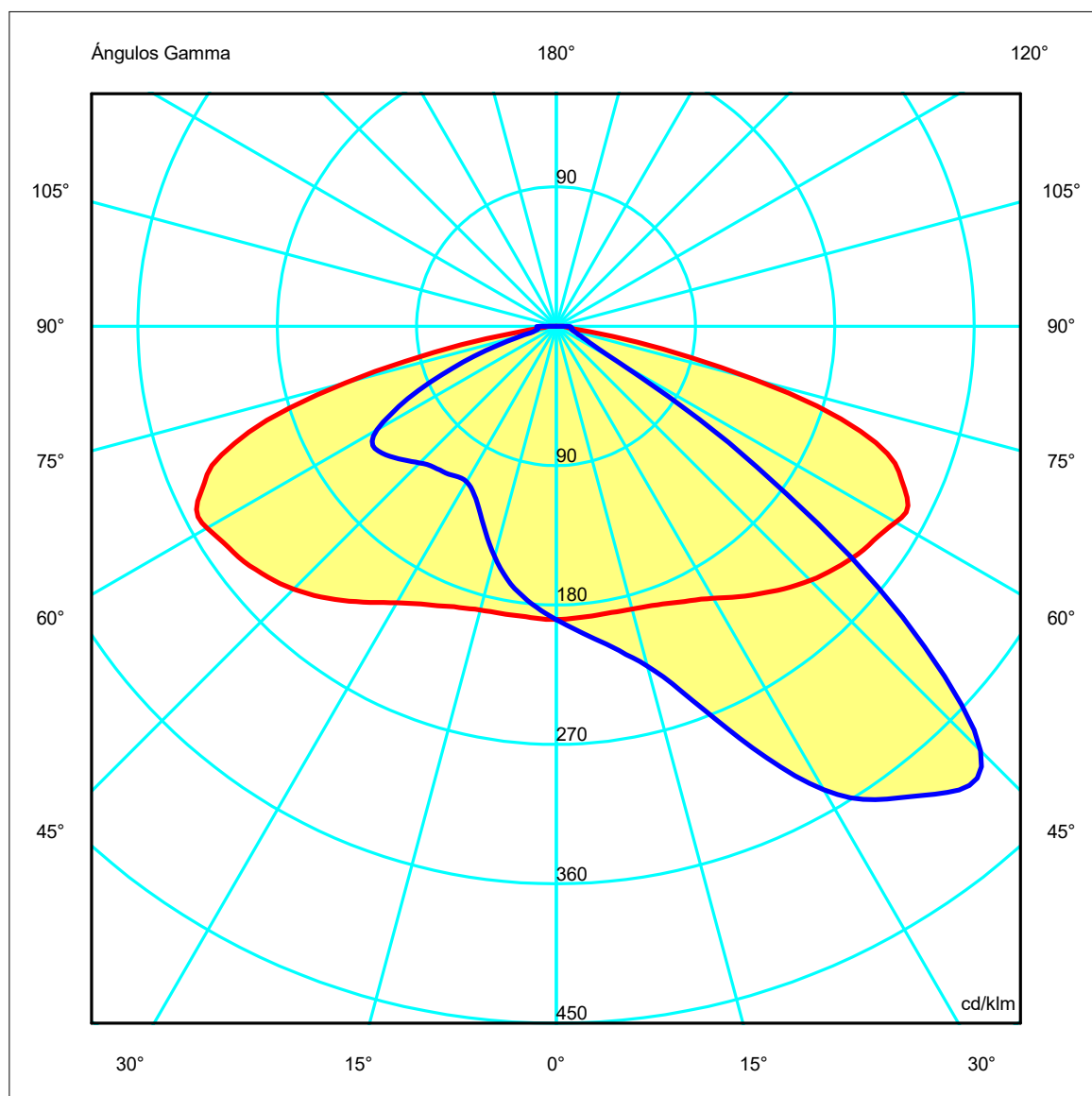
Flujo Luminaria	16200.00 lm	Potencia luminaria	120.00 W	Eficiencia	135.00 lm/W	Rendimiento	100.00%
Flujo de Lámpara	16200.00 lm	Valor Máximo	614.79 cd/klm	Posición	C=155.00 G=62.00	CG	Asimétrico

730mm x 280mm

Semiplanos C



180.0 — 0.0
270.0 — 90.0



Luminaria

Código COS2-120W2S2-30K7-ffff-gghhh-i_jj-kk

Nombre Coanda Series Start S2 - 120W 30K70 T2S2

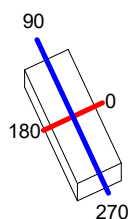
Ensayo

Código Coanda Series Start S2 120W COS2-120W2S2-30K7-ffff-gghhh-i_jj-kk 30K70 T2S2

Nombre Coanda Series Start S2 - 120W 30K70 T2S2

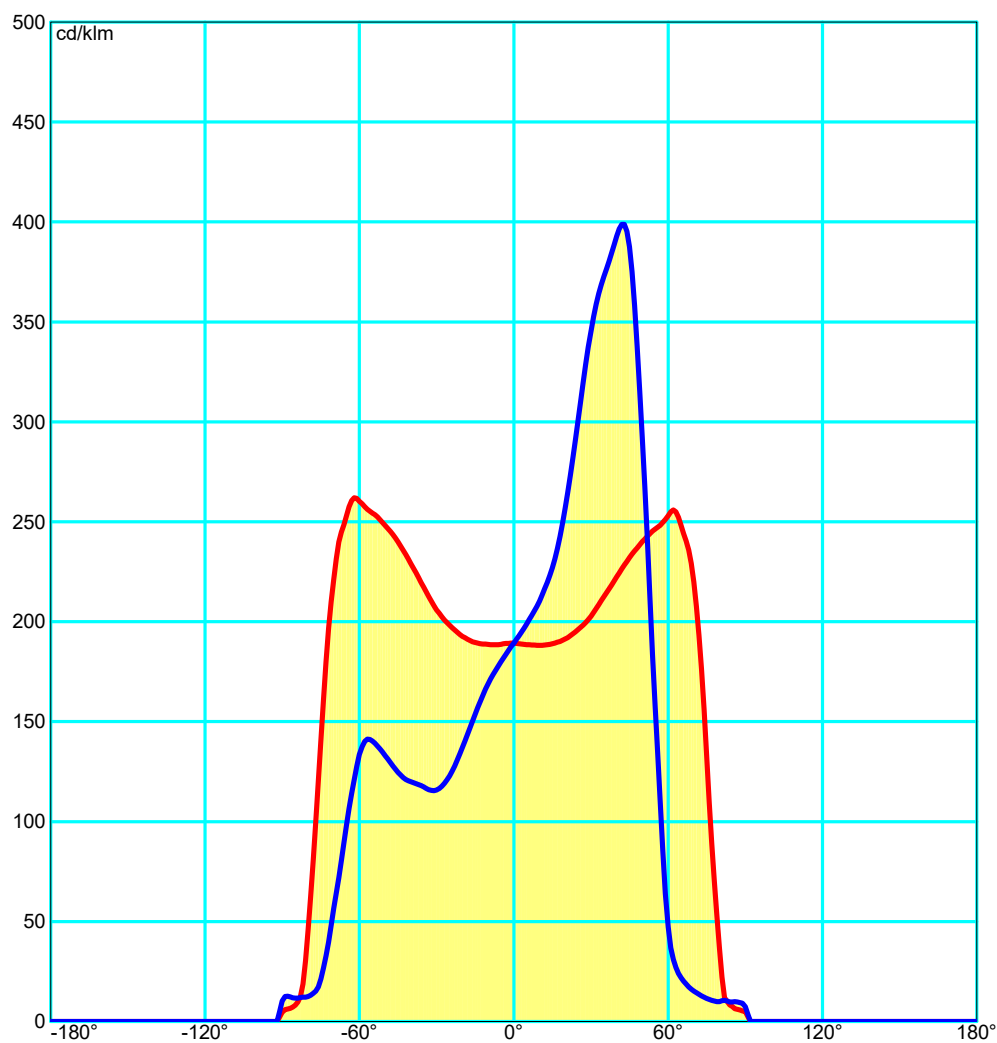
Flujo Luminaria	16200.00 lm	Potencia luminaria	120.00 W	Eficiencia	135.00 lm/W	Rendimiento	100.00%
Flujo de Lámpara	16200.00 lm	Valor Máximo	614.79 cd/klm	Posición	C=155.00 G=62.00	CG	Asimétrico

730mm x 280mm



Semiplanos C

180.0 — 0.0
270.0 — 90.0



Luminaria

Código COS2-120W2S2-30K7-ffff-gghhh-i_jj-kk
Nombre Coanda Series Start S2 - 120W 30K70 T2S2

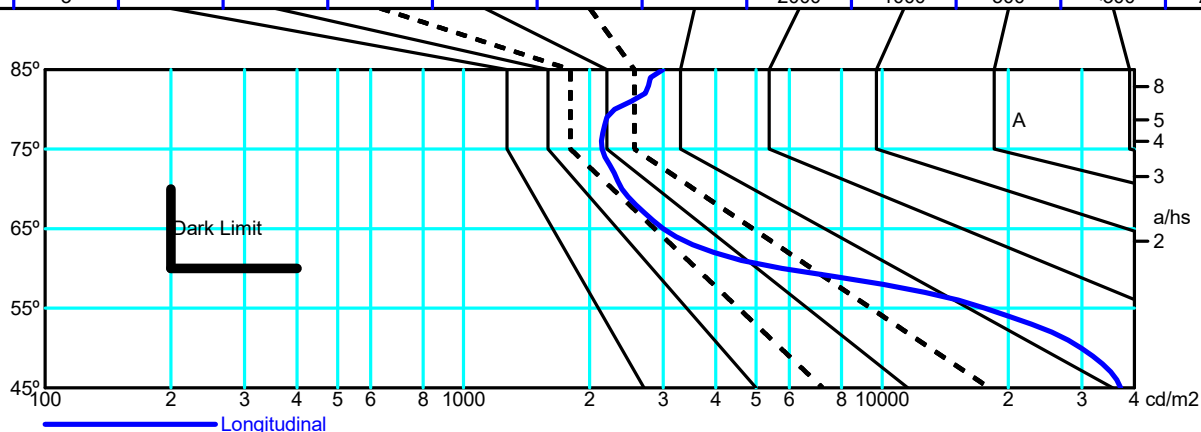
Ensayo

Código Coanda Series Start S2 120W COS2-120W2S2-30K7-ffff-gghhh-i_jj-kk 30K70 T2S2
Nombre Coanda Series Start S2 - 120W 30K70 T2S2

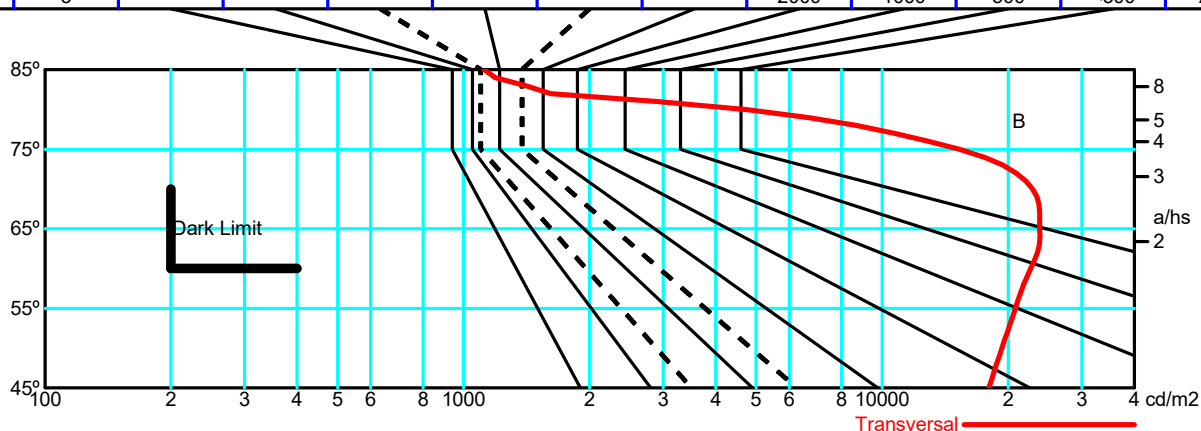
Flujo Luminaria	16200.00 lm	Potencia luminaria	120.00 W	Eficiencia	135.00 lm/W	Rendimiento	100.00%
Flujo de Lámpara	16200.00 lm	Valor Máximo	614.79 cd/klm	Posición	C=155.00 G=62.00	CG	Asimétrico

	45°	50°	55°	60°	Luminancia Media [cd/m²]					80°	85°	
0.0°	17981	19315	20784	22620	23788	22879	15299	4754	1120			---
90.0°	37092	29893	17565	5765	2999	2389	2143	2294	2992			---

Flujo montado o vista longitudinal												
Iluminancia (lx)												
A	A	2000	1000	750	500	<300						1.15
B	1		2000	1500	1000	750	500	<300				1.5
C					2000		1000	500	<300			1.85
D	2					2000	1000	500	<300			2.2
E	3						2000	1000	500	<300		2.55



Flujo montado o vista transversal												
Iluminancia (lx)												
A	A	2000	1000	750	500	<300						1.15
B	1		2000	1500	1000	750	500	<300				1.5
C					2000		1000	500	<300			1.85
D	2					2000	1000	500	<300			2.2
E	3						2000	1000	500	<300		2.55



Luminaria

Código COS2-120W2S2-30K7-ffff-gghhh-i_jj-kk
Nombre Coanda Series Start S2 - 120W 30K70 T2S2

Ensayo

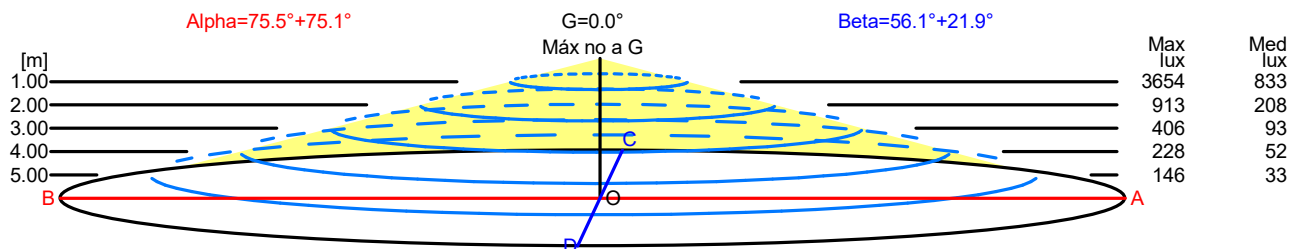
Código Coanda Series Start S2 120W COS2-120W2S2-30K7-ffff-gghhh-i_jj-kk 30K70 T2S2
Nombre Coanda Series Start S2 - 120W 30K70 T2S2

Flujo Luminaria	16200.00 lm	Potencia luminaria	120.00 W	Eficiencia	135.00 lm/W	Rendimiento	100.00%
Flujo de Lámpara	16200.00 lm	Valor Máximo	614.79 cd/klm	Posición	C=155.00 G=62.00	CG	Asimétrico

Apertura a 50.00 % de Max Intensidad

H[m]	1.00	2.00	3.00	4.00	5.00	H[m]	1.00	2.00	3.00	4.00	5.00
OA	3.76	7.51	11.27	15.03	18.78	OC	1.49	2.98	4.47	5.96	7.45
OB	3.86	7.72	11.59	15.45	19.31	OD	0.40	0.81	1.21	1.61	2.01

	0	5	15	25	35	45	55	65	75	85
OA	3065.65	3054.25	3060.98	3175.31	3442.90	3759.13	3990.19	4022.18	2157.84	121.78
OB	3065.65	3057.01	3070.92	3210.71	3519.63	3885.50	4121.01	4099.44	2281.55	133.13
OC	3067.42	3222.85	3675.89	4863.99	6036.15	6278.98	2562.88	354.25	185.78	157.62
OD	3067.42	2912.90	2491.48	1989.93	1900.97	2019.24	2273.74	1592.62	345.89	188.30



H[m]	D[m]	Max lux	Med lux	Alpha=75.5°+75.1°	G=0.0 Máx no a G
1.00	7.62	3654	833		
2.00	15.24	913	208		
3.00	22.86	406	93		
4.00	30.48	228	52		
5.00	38.10	146	33		

H[m]	D[m]	Max lux	Med lux	Beta=21.9°+56.1°	G=0.0 Máx no a G
1.00	1.89	3654	833		
2.00	3.79	913	208		
3.00	5.68	406	93		
4.00	7.57	228	52		
5.00	9.47	146	33		

Luminaria

Código COS2-120W2S2-30K7-ffff-gghhh-i_jj-kk
Nombre Coanda Series Start S2 - 120W 30K70 T2S2

Ensayo

Código Coanda Series Start S2 120W COS2-120W2S2-30K7-ffff-gghhh-i_jj-kk 30K70 T2S2
Nombre Coanda Series Start S2 - 120W 30K70 T2S2

Flujo Luminaria	16200.00 lm	Potencia luminaria	120.00 W	Eficiencia	135.00 lm/W	Rendimiento	100.00%
Flujo de Lámpara	16200.00 lm	Valor Máximo	614.79 cd/klm	Posición	C=155.00 G=62.00	CG	Asimétrico

Flujo Total=16200.00 Flujo Luminaria=16200.00

RI	0.60	0.80	1.00	1.25	1.50	2.00	2.50	3.00	4.00	5.00	10.00	20.00
DRR	0.20	0.29	0.37	0.45	0.52	0.62	0.69	0.73	0.80	0.83	0.92	0.96
RC	8	7	7	7	7	6	6	6	6	6	6	5

Flujo Zonal por 1000 Lúmenes

Y°	10	20	30	40	50	60	70	80	90	100	110	120	130	140	150	160	170	180
ZF(Y)	18	72	166	309	507	724	903	986	999	1000	1000	1000	1000	1000	1000	1000	1000	1000

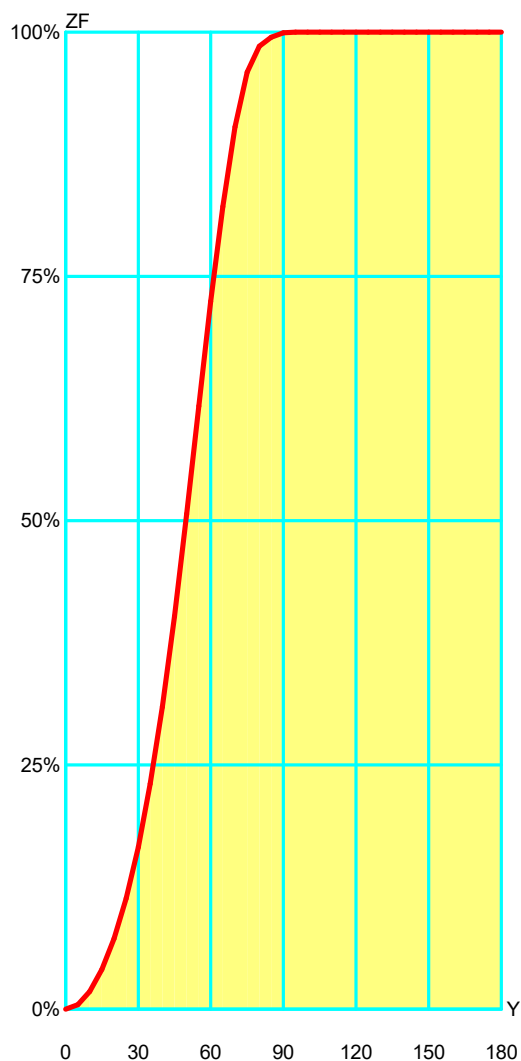
Códigos de Flujo C.I.E.

33 72 96 100 100

C.I.E.
D DIN 5040
F UTE
B NBN
RN
BLF

8/7/7/7/6/6/6/6/5
A20
1.00 I
BZ 6 / 1.5 / BZ 5
0.07612 %
1.0

LOR 100.00000 %
ULOR 0.07612 %
DLOR 99.92389 %
UFF 0.07612 %
DFF 99.92388 %
FFR 0.07617 %



Flujo Zonal				
Gamma °	Flujo	Suma lm	Flujo [%]	Suma [%]
0°	0.00	0.00	0.00 %	0.00 %
5°	4.53	4.53	0.45 %	0.45 %
10°	13.52	18.05	1.35 %	1.80 %
15°	22.46	40.51	2.25 %	4.05 %
20°	31.52	72.03	3.15 %	7.20 %
25°	41.30	113.33	4.13 %	11.33 %
30°	52.42	165.75	5.24 %	16.57 %
35°	64.99	230.74	6.50 %	23.07 %
40°	78.50	309.25	7.85 %	30.92 %
45°	92.72	401.97	9.27 %	40.20 %
50°	104.95	506.92	10.50 %	50.69 %
55°	110.31	617.23	11.03 %	61.72 %
60°	107.05	724.29	10.71 %	72.43 %
65°	97.20	821.48	9.72 %	82.15 %
70°	81.55	903.03	8.15 %	90.30 %
75°	55.90	958.93	5.59 %	95.89 %
80°	26.58	985.51	2.66 %	98.55 %
85°	9.08	994.59	0.91 %	99.46 %
90°	4.65	999.24	0.46 %	99.92 %
95°	0.76	1000.00	0.08 %	100.00 %
100°	0.00	1000.00	0.00 %	100.00 %
105°	0.00	1000.00	0.00 %	100.00 %
110°	0.00	1000.00	0.00 %	100.00 %
115°	0.00	1000.00	0.00 %	100.00 %
120°	0.00	1000.00	0.00 %	100.00 %
125°	0.00	1000.00	0.00 %	100.00 %
130°	0.00	1000.00	0.00 %	100.00 %
135°	0.00	1000.00	0.00 %	100.00 %
140°	0.00	1000.00	0.00 %	100.00 %
145°	0.00	1000.00	0.00 %	100.00 %
150°	0.00	1000.00	0.00 %	100.00 %
155°	0.00	1000.00	0.00 %	100.00 %
160°	0.00	1000.00	0.00 %	100.00 %
165°	0.00	1000.00	0.00 %	100.00 %
170°	0.00	1000.00	0.00 %	100.00 %
175°	0.00	1000.00	0.00 %	100.00 %
180°	0.00	1000.00	0.00 %	100.00 %

Luminaria

Código COS2-120W2S2-30K7-ffff-gghhh-i_jj-kk
Nombre Coanda Series Start S2 - 120W 30K70 T2S2

Ensayo

Código Coanda Series Start S2 120W COS2-120W2S2-30K7-ffff-gghhh-i_jj-kk 30K70 T2S2
Nombre Coanda Series Start S2 - 120W 30K70 T2S2

Flujo Luminaria	16200.00 lm	Potencia luminaria	120.00 W	Eficiencia	135.00 lm/W	Rendimiento	100.00%
Flujo de Lámpara	16200.00 lm	Valor Máximo	614.79 cd/klm	Posición	C=155.00 G=62.00	CG	Asimétrico

Utilización CIE

Montaje	Directo				Normalización				Normalizados				Raz. de Susp.				1/3	CIE Estándar							
Techo																									
K	8873	8773	8871	8771	7773	7771	7753	7553	7751	7551	7731	7331	7711	7111	5551	5531	5331	5511	5111	3331	3311	1111	0000		
0.60	232	209	193	174	199	166	116	99	97	83	51	38	17	12	77	41	36	14	11	34	12	10	0		
0.80	267	245	205	189	233	181	145	127	111	98	61	48	23	17	91	51	46	20	16	43	17	15	0		
1.00	290	270	207	194	257	186	168	150	118	106	68	56	29	22	100	58	53	25	21	50	22	19	0		
1.25	309	291	204	193	277	185	191	173	123	112	74	63	35	28	106	64	60	31	27	57	28	25	0		
1.50	322	306	198	189	292	182	209	193	125	116	79	68	41	34	109	69	65	36	32	62	33	30	0		
2.00	338	325	184	178	310	172	237	222	124	117	84	76	50	43	111	76	72	46	42	69	42	39	1		
2.50	348	337	173	169	321	164	257	243	123	117	88	81	58	51	112	81	77	53	49	74	49	46	1		
3.00	354	345	165	161	329	157	272	260	121	117	91	84	64	57	111	84	81	59	55	78	55	52	1		
4.00	363	356	153	150	340	147	294	283	119	116	94	89	72	66	111	88	86	68	64	83	64	61	1		
5.00	369	363	145	143	348	140	308	299	118	115	97	92	78	73	110	91	89	74	71	86	70	67	1		
10.00	381	378	128	127	363	125	341	336	113	112	102	100	91	88	109	98	97	88	86	94	85	82	1		
20.00	388	386	118	118	371	116	360	357	111	110	105	104	99	98	107	102	101	97	95	99	94	91	1		

Pared

K	8873	8773	8871	8771	7773	7771	7753	7553	7751	7551	7731	7331	7711	7111	5551	5531	5331	5511	5111	3331	3311	1111	0000
0.60	517	504	466	457	497	452	392	384	365	358	306	301	263	261	355	301	300	262	261	299	261	260	241
0.80	583	570	512	503	560	497	456	446	414	408	355	350	311	309	403	350	348	309	308	346	308	307	284
1.00	629	616	540	532	604	524	503	493	448	441	391	385	347	344	435	384	382	344	343	380	343	341	315
1.25	668	655	559	552	640	544	546	535	475	469	422	415	379	375	461	414	412	376	374	408	373	371	342
1.50	694	683	570	564	666	555	578	567	493	488	444	438	403	399	479	436	433	399	397	429	396	394	362
2.00	722	712	573	569	692	560	616	605	509	504	466	460	430	426	494	457	455	425	423	450	421	417	382
2.50	737	728	571	568	706	559	640	630	516	512	479	474	447	442	502	469	467	441	438	461	436	432	393
3.00	745	737	567	564	714	556	655	646	518	515	486	481	457	452	504	476	474	450	448	467	444	439	399
4.00	757	751	562	560	726	552	678	669	522	520	496	492	472	467	508	485	484	464	462	476	457	451	407
5.00	765	759	559	557	733	550	692	685	525	523	502	499	482	478	511	492	490	473	471	482	466	459	413
10.00	774	771	544	544	742	536	719	714	523	522	510	508	498	495	510	499	498	488	486	488	478	470	420
20.00	762	761	519	519	730	512	718	715	505	505	498	497	492	490	492	486	486	481	479	475	470	460	407

P.Trab.

K	8873	8773	8871	8771	7773	7771	7753	7553	7751	7551	7731	7331	7711	7111	5551	5531	5331	5511	5111	3331	3311	1111	0000
0.60	513	500	479	468	491	462	363	355	350	343	274	269	219	217	339	269	267	218	217	266	217	216	196
0.80	632	616	582	571	603	562	474	464	452	445	374	368	316	313	438	367	365	313	312	362	312	310	290
1.00	723	708	659	649	691	638	565	553	535	526	458	450	398	394	517	449	446	395	393	442	392	390	369
1.25	812	796	732	722	776	710	657	644	615	607	542	534	483	479	596	531	528	479	476	523	475	472	452
1.50	878	864	784	776	840	763	728	714	677	669	607	599	551	545	655	595	592	545	542	586	540	536	517
2.00	975	961	859	852	933	838	836	822	766	759	706	698	656	649	744	692	689	648	644	680	641	635	618
2.50	1000	1000	905	900	994	886	908	895	824	818	772	764	727	720	801	756	753	717	713	743	709	702	685
3.00	1000	1000	936	932	1000	918	961	948	865	860	819	812	778	771	842	802	800	767	763	788	758	749	733
4.00	1000	1000	975	972	1000	958	1000	1000	916	912	879	873	845	839	893	861	859	832	828	845	820	810	796
5.00	1000	1000	998	995	1000	982	1000	1000	947	944	916	911	887	881	924	897	895	873	869	880	859	847	834
10.00	1000	1000	1000	1000	1000	1000	1000	1000	1000	1000	994	991	978	974	988	974	972	960	957	955	943	927	915
20.00	1000	1000	1000	1000	1000	1000	1000	1000	1000	1000	1000	1000	1000	1000	1000	1000	1000	1000	1000	994	988	969	959

LM53 SHR C0-C180: 1.769 SHR C90-C270: 2.261 SHR Superficial: 3.150

Luminaria

Código COS2-120W2S2-30K7-ffff-gghhh-i_jj-kk

Nombre Coanda Series Start S2 - 120W 30K70 T2S2

Ensayo

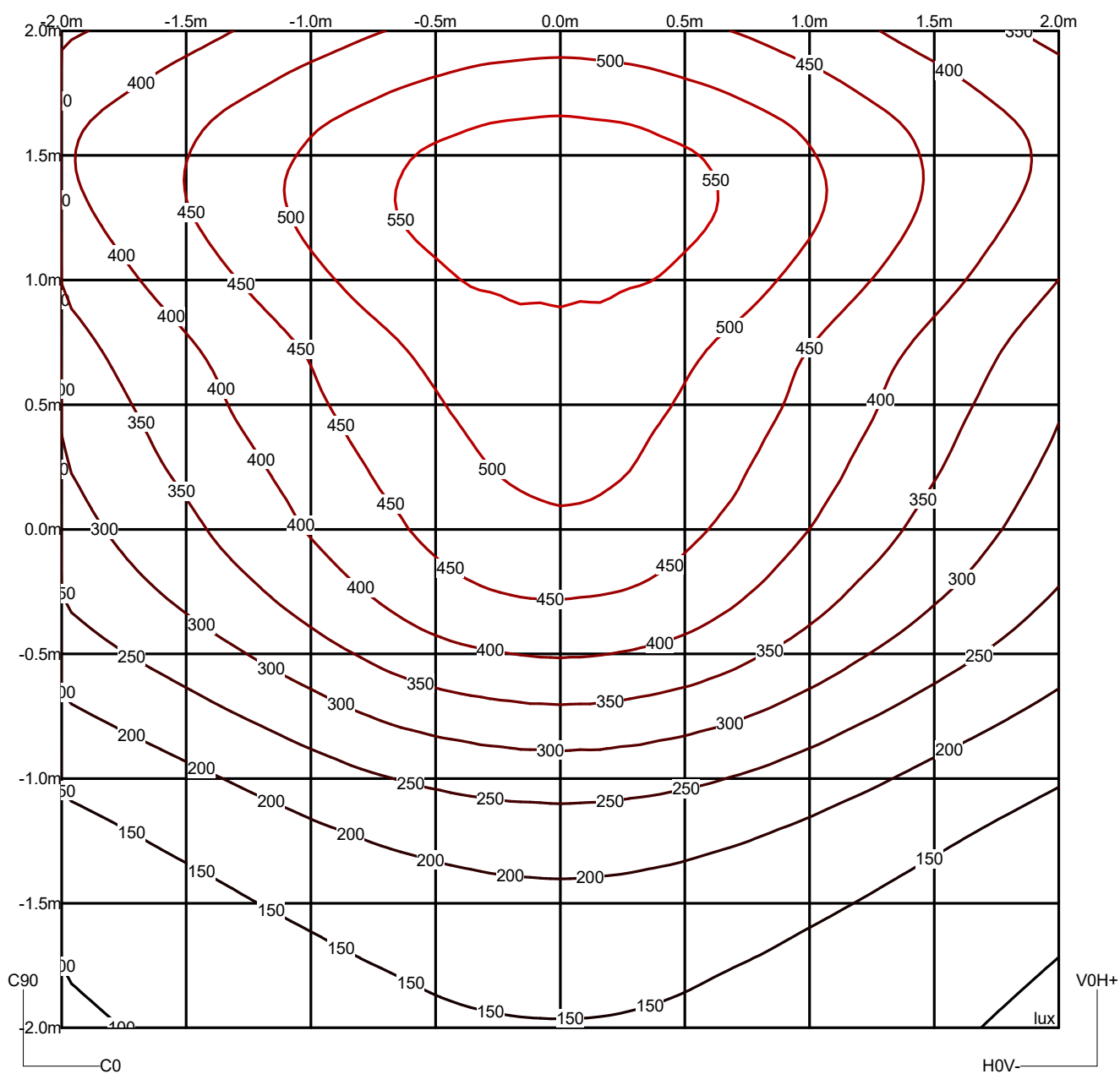
Código Coanda Series Start S2 120W COS2-120W2S2-30K7-ffff-gghhh-i_jj-kk 30K70 T2S2

Nombre Coanda Series Start S2 - 120W 30K70 T2S2

Flujo Luminaria	16200.00 lm	Potencia luminaria	120.00 W	Eficiencia	135.00 lm/W	Rendimiento	100.00%
Flujo de Lámpara	16200.00 lm	Valor Máximo	614.79 cd/klm	Posición	C=155.00 G=62.00	CG	Asimétrico

Isolux (Suelo)

Posición Luminaria X=0.00m Y=0.00m Z=2.50m



Luminaria

Código COS2-120W2S2-30K7-ffff-gghhh-i_jj-kk

Nombre Coanda Series Start S2 - 120W 30K70 T2S2

Ensayo

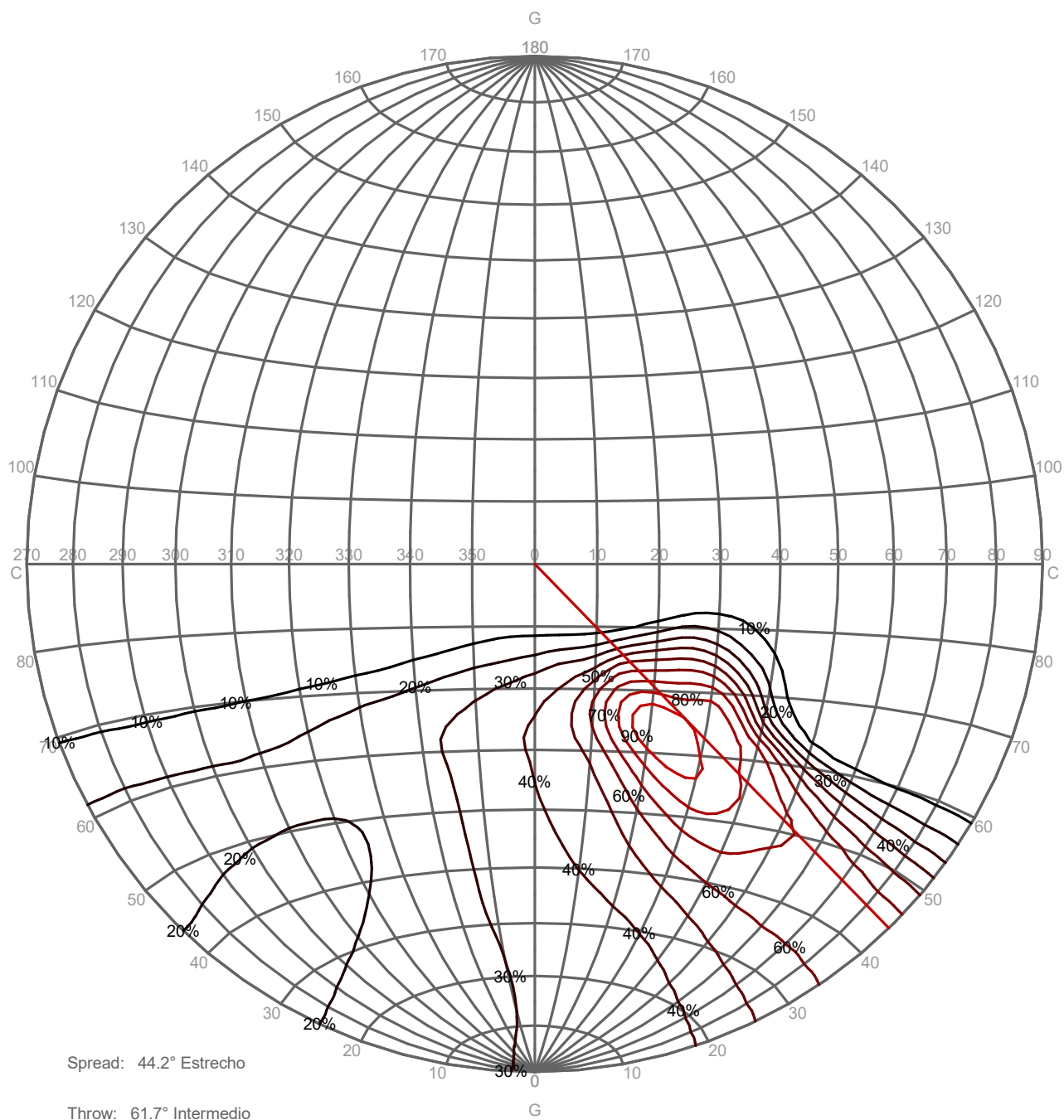
Código Coanda Series Start S2 120W COS2-120W2S2-30K7-ffff-gghhh-i_jj-kk 30K70 T2S2

Nombre Coanda Series Start S2 - 120W 30K70 T2S2

Flujo Luminaria	16200.00 lm	Potencia luminaria	120.00 W	Eficiencia	135.00 lm/W	Rendimiento	100.00%
Flujo de Lámpara	16200.00 lm	Valor Máximo	614.79 cd/klm	Posición	C=155.00 G=62.00	CG	Asimétrico

PORCENTAJE ISOCANDELAS

Proyección: Equivalente SLI (deslumbramiento) 4.6 Concentrado Ángulo de Inclinación: 0°



Luminaria

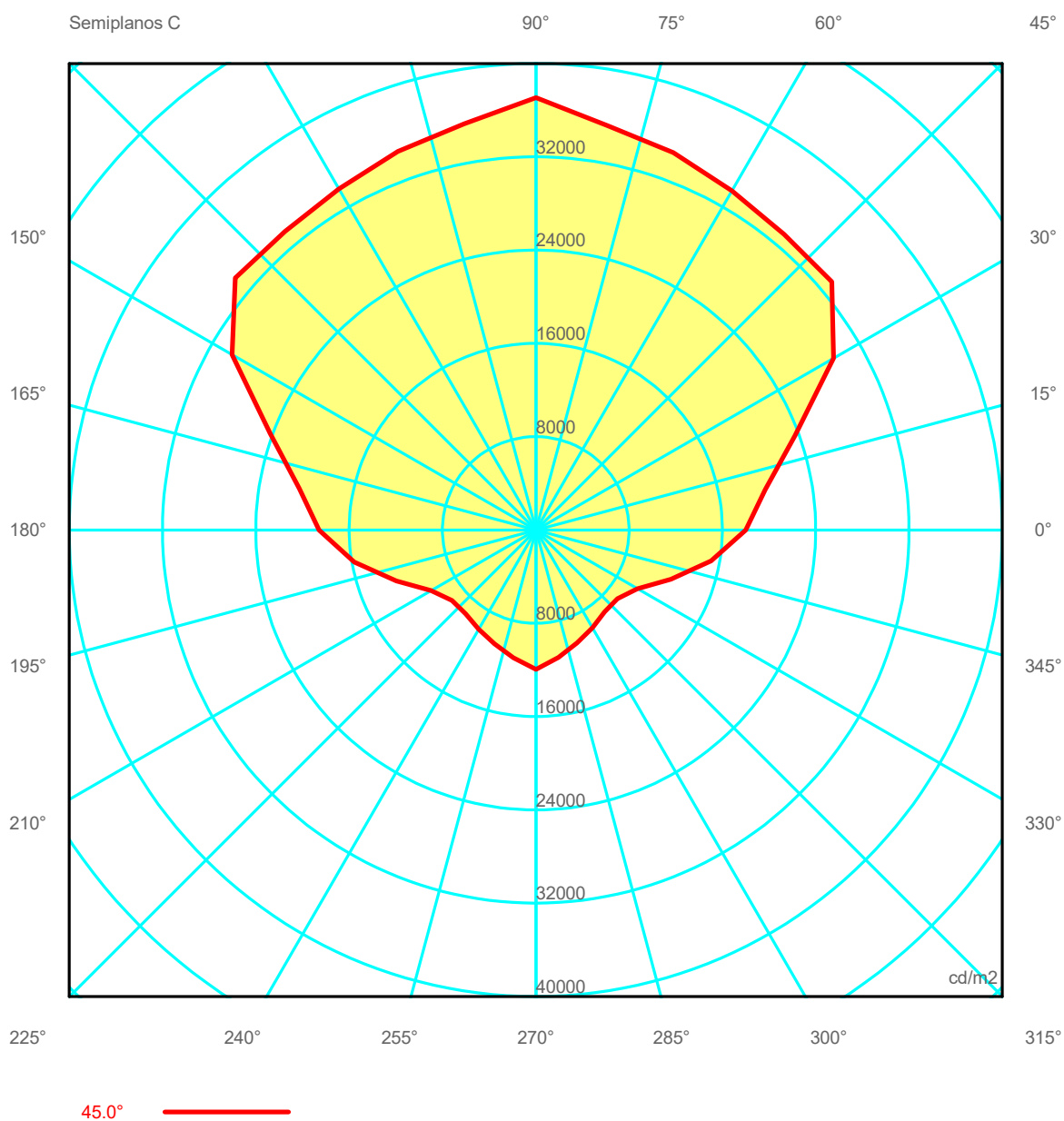
Código COS2-120W2S2-30K7-ffff-gghhh-i_jj-kk
Nombre Coanda Series Start S2 - 120W 30K70 T2S2

Ensayo

Código Coanda Series Start S2 120W COS2-120W2S2-30K7-ffff-gghhh-i_jj-kk 30K70 T2S2
Nombre Coanda Series Start S2 - 120W 30K70 T2S2

Flujo Luminaria	16200.00 lm	Potencia luminaria	120.00 W	Eficiencia	135.00 lm/W	Rendimiento	100.00%
Flujo de Lámpara	16200.00 lm	Valor Máximo	614.79 cd/klm	Posición	C=155.00 G=62.00	CG	Asimétrico

Luminancia



Luminaria

Código COS2-120W2S2-30K7-ffff-gghhh-i_jj-kk

Nombre Coanda Series Start S2 - 120W 30K70 T2S2

Ensayo

Código Coanda Series Start S2 120W COS2-120W2S2-30K7-ffff-gghhh-i_jj-kk 30K70 T2S2

Nombre Coanda Series Start S2 - 120W 30K70 T2S2

Flujo Luminaria	16200.00 lm	Potencia luminaria	120.00 W	Eficiencia	135.00 lm/W	Rendimiento	100.00%
Flujo de Lámpara	16200.00 lm	Valor Máximo	614.79 cd/klm	Posición	C=155.00 G=62.00	CG	Asimétrico

Luminance cd/m2

Tabla 1/3

	C 0.00	C 10.00	C 20.00	C 30.00	C 40.00	C 50.00	C 60.00	C 70.00	C 80.00	C 90.00	C 100.00	C 110.00	C 120.00
G 0.0	14998.31	15013.07	15009.70	15019.67	15023.77	15020.40	15011.02	15006.28	15011.02	15006.96	15002.96	14988.97	14984.33
G 5.0	14435.79	14536.26	14640.42	14777.48	14918.56	15073.77	15220.33	15355.61	15488.58	15593.96	15477.01	15338.92	15187.74
G 10.0	14040.89	14202.89	14411.41	14693.50	14982.25	15296.55	15600.06	15898.37	16185.20	16425.70	16177.97	15888.16	15589.30
G 15.0	13847.28	14135.65	14442.66	14850.34	15332.41	15879.68	16408.49	16905.66	17386.11	17801.44	17409.75	16942.32	16444.64
G 20.0	13880.01	14281.21	14781.22	15415.35	16146.45	16973.15	17928.43	18886.81	19734.83	20383.49	19766.15	18956.46	18008.74
G 25.0	14187.30	14761.11	15499.92	16333.94	17477.27	19074.65	20632.28	22072.00	23324.79	24314.96	23365.56	22147.80	20713.57
G 30.0	14752.62	15599.09	16602.36	17852.93	19849.17	22061.19	24171.81	25950.97	27462.40	28769.20	27520.61	26060.74	24310.48
G 35.0	15665.67	16816.94	18222.17	20443.07	23222.55	25897.18	27886.15	29265.83	30670.09	32191.10	30720.06	29382.58	28053.10
G 40.0	16737.21	18328.86	20493.72	24194.65	27764.48	29863.23	30746.51	31850.61	33559.44	35533.99	33600.74	31935.67	30907.80
G 45.0	17981.44	19957.96	23639.06	29470.57	33129.44	33098.98	33608.29	34442.45	35232.95	37091.99	35366.14	34565.26	33771.35
G 50.0	19315.07	21794.35	28264.25	36769.33	37828.94	36296.62	34096.78	30349.02	28779.46	29892.95	29040.92	30757.36	34579.35
G 55.0	20783.67	24162.45	35769.83	44656.12	40951.33	34596.67	24645.88	18783.81	16759.15	17564.86	16992.40	19411.35	25401.69
G 60.0	22619.70	28488.53	46778.08	48031.53	42057.86	21177.88	8419.16	5719.77	5430.45	5765.48	5462.25	5901.06	9597.68
G 65.0	23788.06	35309.68	56532.94	49271.90	27312.75	3418.56	2317.78	2484.19	2662.66	2999.44	2633.07	2450.84	2306.68
G 70.0	22878.96	34821.99	48076.68	46415.22	14217.53	1777.46	1803.01	1855.25	2064.85	2388.67	2054.52	1863.62	1810.66
G 75.0	15299.10	21821.34	33402.94	30726.57	8777.14	1485.33	1467.00	1600.38	1802.04	2142.52	1797.13	1605.54	1497.55
G 80.0	4754.05	4006.58	11735.50	13942.90	4336.42	1219.06	1265.74	1574.82	1909.85	2294.12	1892.22	1542.81	1279.42
G 85.0	1120.14	1056.07	1570.42	2438.98	1892.34	1146.35	1371.31	1789.75	2244.11	2991.95	2256.91	1790.36	1412.21
G 90.0	875.02	1020.20	1231.18	897.90	957.04	958.20	1282.11	1787.16	2336.58	3390.30	2342.50	1798.35	1316.32

Luminaria

Código COS2-120W2S2-30K7-ffff-gghhh-i_jj-kk

Nombre Coanda Series Start S2 - 120W 30K70 T2S2

Ensayo

Código Coanda Series Start S2 120W COS2-120W2S2-30K7-ffff-gghhh-i_jj-kk 30K70 T2S2

Nombre Coanda Series Start S2 - 120W 30K70 T2S2

Flujo Luminaria	16200.00 lm	Potencia luminaria	120.00 W	Eficiencia	135.00 lm/W	Rendimiento	100.00%
Flujo de Lámpara	16200.00 lm	Valor Máximo	614.79 cd/klm	Posición	C=155.00 G=62.00	CG	Asimétrico

Luminance cd/m2

Tabla 2/3

	C 130.00	C 140.00	C 150.00	C 160.00	C 170.00	C 180.00	C 190.00	C 200.00	C 210.00	C 220.00	C 230.00	C 240.00	C 250.00
G 0.0	14985.65	14985.65	14984.96	14982.28	14968.11	14998.31	15013.07	15009.70	15019.67	15023.77	15020.40	15011.02	15006.28
G 5.0	15033.30	14882.31	14744.71	14619.04	14500.86	14448.82	14321.67	14200.03	14115.68	14049.96	14005.72	13982.49	13984.95
G 10.0	15287.77	14983.49	14692.94	14433.43	14209.21	14072.92	13817.11	13583.41	13396.83	13233.53	13095.39	13003.70	12982.26
G 15.0	15912.49	15382.95	14902.39	14493.43	14149.49	13892.25	13484.74	13105.81	12775.08	12464.90	12181.73	11948.14	11840.51
G 20.0	17060.20	16239.98	15531.87	14881.84	14359.08	13980.41	13352.27	12752.47	12171.92	11646.49	11193.11	10827.46	10654.71
G 25.0	19182.71	17653.98	16535.16	15685.07	14890.92	14345.47	13430.22	12502.76	11566.14	10792.00	10181.72	9784.97	9635.10
G 30.0	22265.36	20100.93	18166.70	16902.64	15862.15	14989.77	13742.62	12358.19	11037.53	10003.98	9360.40	9072.48	9068.36
G 35.0	26143.71	23554.76	20838.35	18651.26	17186.95	16014.82	14306.30	12348.06	10602.37	9447.75	8902.78	8816.28	9063.50
G 40.0	30182.57	28191.18	24674.21	21063.32	18830.66	17241.50	14986.13	12469.11	10357.90	9249.97	8920.58	9090.81	9599.56
G 45.0	33444.11	33635.82	30072.38	24241.81	20587.79	18585.90	15824.50	12733.27	10368.95	9395.99	9359.75	9806.98	10365.70
G 50.0	36811.80	38588.35	37369.14	28848.31	22465.03	19965.82	16745.39	13244.96	10757.53	10058.12	10292.03	10753.29	11503.29
G 55.0	35601.18	42130.15	45452.81	36104.83	24798.28	21465.10	17734.48	14181.43	11812.60	11315.37	11427.83	11957.25	12905.33
G 60.0	22973.95	43526.20	49582.83	46900.92	28820.67	23270.72	18937.64	15483.42	13191.07	12304.96	11997.13	12448.33	13362.22
G 65.0	4975.62	31271.48	49882.58	56239.21	34635.07	24245.00	19396.35	15967.87	13604.47	11699.73	10692.65	10466.64	10748.67
G 70.0	1818.55	17231.15	46982.20	49115.69	35361.77	23002.95	17445.98	13405.27	10369.79	7983.99	6682.08	6467.90	6719.18
G 75.0	1512.90	10732.38	31753.70	33849.27	22684.02	16176.23	11961.86	7004.63	3422.16	2458.56	2338.98	2588.68	3015.67
G 80.0	1268.31	5169.71	14345.05	13402.33	5268.63	5923.36	2406.57	1512.18	1591.75	1530.41	1598.60	1746.89	1979.64
G 85.0	1171.70	2000.96	2948.32	1873.61	1341.79	1224.53	1362.92	1296.55	1289.95	1410.46	1589.10	1827.55	2159.66
G 90.0	995.13	989.79	944.78	1279.01	873.57	833.08	1184.20	1088.36	1188.33	1288.65	1433.17	1625.90	2090.15

Luminaria

Código COS2-120W2S2-30K7-ffff-gghhh-i_jj-kk
Nombre Coanda Series Start S2 - 120W 30K70 T2S2

Ensayo

Código Coanda Series Start S2 120W COS2-120W2S2-30K7-ffff-gghhh-i_jj-kk 30K70 T2S2
Nombre Coanda Series Start S2 - 120W 30K70 T2S2

Flujo Luminaria	16200.00 lm	Potencia luminaria	120.00 W	Eficiencia	135.00 lm/W	Rendimiento	100.00%
Flujo de Lámpara	16200.00 lm	Valor Máximo	614.79 cd/klm	Posición	C=155.00 G=62.00	CG	Asimétrico

Luminance cd/m2 Tabla 3/3

	C 260.00	C 270.00	C 280.00	C 290.00	C 300.00	C 310.00	C 320.00	C 330.00	C 340.00	C 350.00
G 0.0	15011.02	15006.96	15002.96	14988.97	14984.33	14985.65	14985.65	14984.96	14982.28	14968.11
G 5.0	14027.20	14094.26	14002.05	13948.10	13934.61	13957.30	14001.86	14077.09	14166.66	14274.21
G 10.0	13052.74	13190.53	13047.51	12980.42	12992.37	13076.18	13205.17	13362.46	13539.47	13753.72
G 15.0	11887.34	12065.64	11902.97	11856.49	11941.61	12157.40	12435.24	12742.23	13074.88	13417.83
G 20.0	10674.61	10878.17	10681.64	10651.57	10811.06	11152.93	11608.11	12131.10	12691.85	13251.42
G 25.0	9698.80	9947.60	9695.63	9621.16	9772.52	10159.38	10764.31	11546.35	12423.53	13264.23
G 30.0	9292.27	9642.73	9279.42	9052.06	9038.74	9319.30	9965.31	10975.63	12247.35	13524.49
G 35.0	9614.36	10137.95	9583.84	9021.97	8759.62	8831.72	9349.13	10465.06	12152.58	13988.68
G 40.0	10239.53	10850.41	10201.78	9529.79	9014.97	8787.47	9052.40	10140.16	12149.43	14530.11
G 45.0	11105.97	11928.31	11083.20	10301.46	9677.58	9157.47	9130.23	10043.46	12327.69	15243.66
G 50.0	12522.27	13617.81	12519.10	11456.34	10624.06	10051.67	9760.43	10360.00	12741.66	16114.79
G 55.0	14147.77	15583.21	14209.85	12912.54	11844.22	11202.42	10963.71	11365.32	13599.23	17064.42
G 60.0	14686.32	16323.38	14817.63	13444.81	12392.96	11833.39	12018.99	12781.92	14910.48	18289.69
G 65.0	11886.35	13484.92	11995.82	10842.08	10485.78	10640.07	11510.15	13184.60	15314.82	18669.76
G 70.0	7666.07	8904.40	7550.47	6586.90	6387.69	6635.78	7819.21	10012.94	12777.23	17047.95
G 75.0	3419.99	3989.02	3261.08	2771.88	2351.74	2159.84	2360.40	3133.84	6499.25	11358.19
G 80.0	2297.07	2874.47	2199.20	1872.77	1668.80	1572.15	1518.56	1629.48	1565.33	1993.19
G 85.0	2667.51	3574.40	2590.20	2111.06	1826.79	1577.34	1427.24	1328.92	1304.46	1329.11
G 90.0	2828.98	4750.40	2833.98	2064.88	1650.92	1436.43	1330.16	1235.11	1148.86	1392.16

Luminaria

Código COS2-120W2S2-30K7-ffff-gghhh-i_jj-kk
Nombre Coanda Series Start S2 - 120W 30K70 T2S2

Ensayo

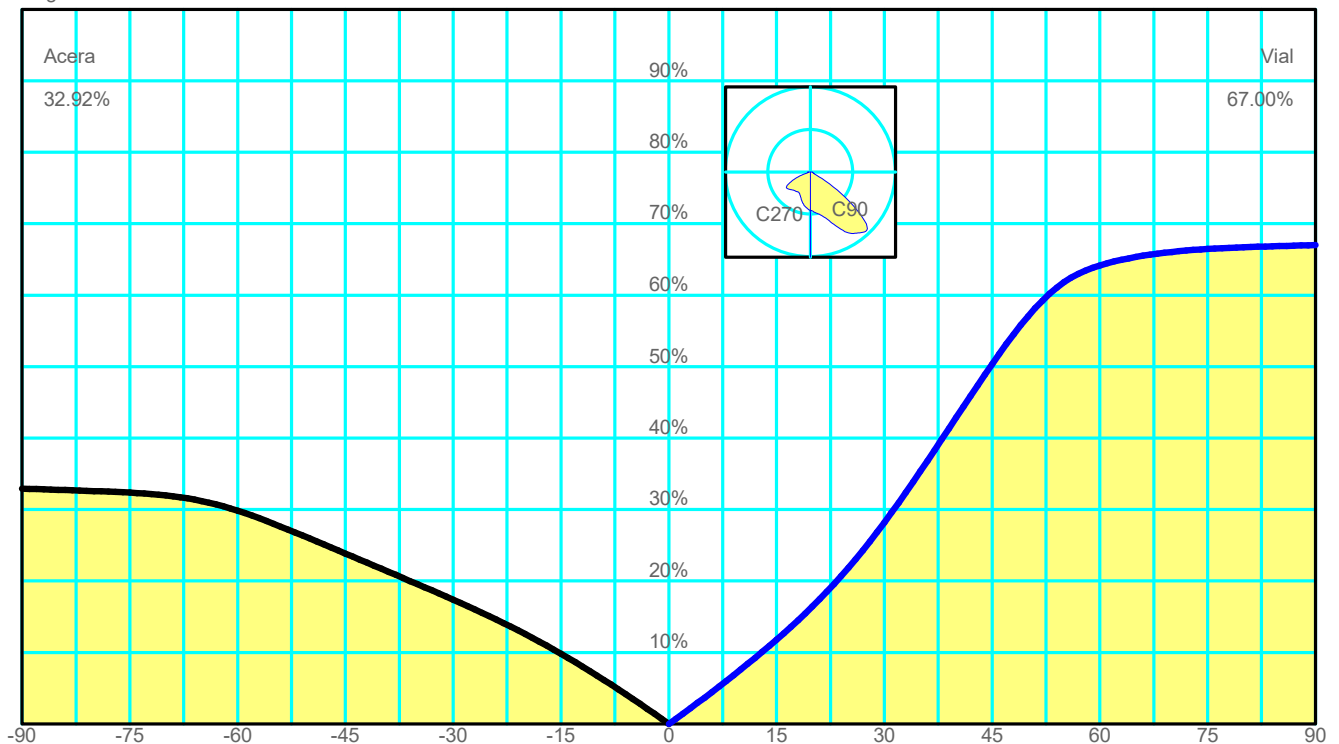
Código Coanda Series Start S2 120W COS2-120W2S2-30K7-ffff-gghhh-i_jj-kk 30K70 T2S2
Nombre Coanda Series Start S2 - 120W 30K70 T2S2

Flujo Luminaria	16200.00 lm	Potencia luminaria	120.00 W	Eficiencia	135.00 lm/W	Rendimiento	100.00%
Flujo de Lámpara	16200.00 lm	Valor Máximo	614.79 cd/klm	Posición	C=155.00 G=62.00	CG	Asimétrico

Acera			Vial		
Piano	0	0.00%	Piano	0	0.00%
Piano	-5	3.49%	Piano	5	3.69%
Piano	-10	6.78%	Piano	10	7.59%
Piano	-15	9.82%	Piano	15	11.79%
Piano	-20	12.58%	Piano	20	16.45%
Piano	-25	15.09%	Piano	25	21.86%
Piano	-30	17.38%	Piano	30	28.18%
Piano	-35	19.57%	Piano	35	35.32%
Piano	-40	21.71%	Piano	40	42.86%
Piano	-45	23.85%	Piano	45	50.33%
Piano	-50	25.97%	Piano	50	57.03%
Piano	-55	28.01%	Piano	55	61.79%
Piano	-60	29.83%	Piano	60	64.16%
Piano	-65	31.19%	Piano	65	65.34%
Piano	-70	31.98%	Piano	70	66.05%
Piano	-75	32.37%	Piano	75	66.46%
Piano	-80	32.58%	Piano	80	66.70%
Piano	-85	32.76%	Piano	85	66.87%
Piano	-90	32.92%	Piano	90	67.00%

Ángulo de Inclinación = 0.0

DLOR = 99.92%



Spread 44.2° Estrecho
Throw 61.7° Intermedio
SLI (deslumbramiento) Concentrado
Cutoff CIE Semi Cutoff - Max: C=155.0° Gamma=62.0°
Cutoff Iesna Semi Cutoff
DIN5044 KB2

IESNA Type II Short Asymmetrical

DLOR 99.92389 %
ULOR 0.07612 %
Rendimiento 100.00000 %
RN 0.07612 %
Clase de Intensidad Luminosa G2
Índice de Deslumbramiento D4

Luminaria

Código COS2-120W2S2-30K7-ffff-gghhh-i_jj-kk

Nombre Coanda Series Start S2 - 120W 30K70 T2S2

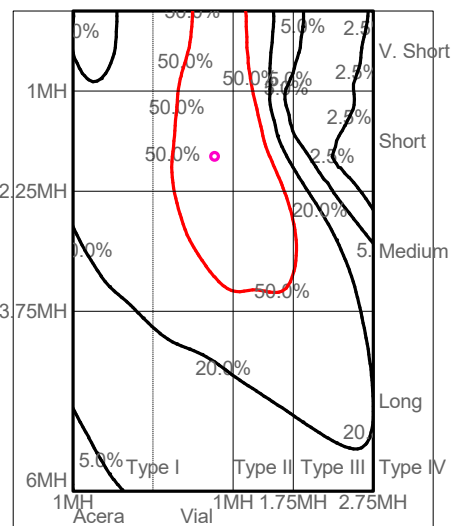
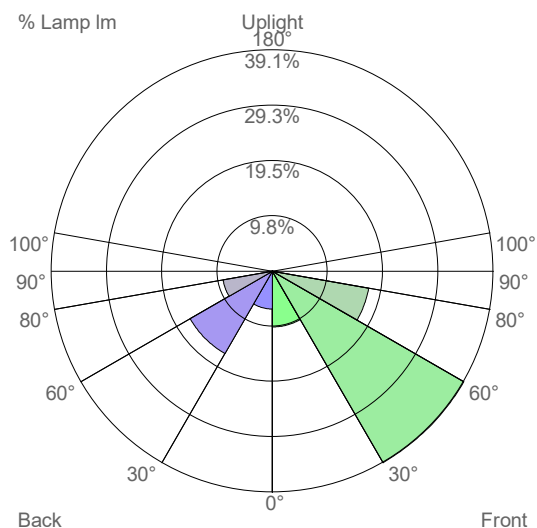
Ensayo

Código Coanda Series Start S2 120W COS2-120W2S2-30K7-ffff-gghhh-i_jj-kk 30K70 T2S2

Nombre Coanda Series Start S2 - 120W 30K70 T2S2

Flujo Luminaria	16200.00 lm	Potencia luminaria	120.00 W	Eficiencia	135.00 lm/W	Rendimiento	100.00%
Flujo de Lámpara	16200.00 lm	Valor Máximo	614.79 cd/klm	Posición	C=155.00 G=62.00	CG	Asimétrico

US ROAD STANDARDS



Luminaire Classification System (LCS)			
LCS Zone	Lumens	%Lamp	%Lum
FL	0° -- 30°	1598.8 lm	9.9 %
FM	30° -- 60°	6328.6 lm	39.1 %
FH	60° -- 80°	2797.7 lm	17.3 %
FVH	80° -- 90°	129.5 lm	0.8 %
BL	0° -- 30°	1084.7 lm	6.7 %
BM	30° -- 60°	2722.7 lm	16.8 %
BH	60° -- 80°	1435.4 lm	8.9 %
BVH	80° -- 90°	90.5 lm	0.6 %
UL	90° -- 100°	12.0 lm	0.1 %
UH	100° -- 180°	0.0 lm	0.0 %
TOTALS		16200.0 lm	100.0 %
BUG B3 U2 G3 Type II Short Asymmetrical			